

Week by Week Rainfall Distribution from 18.04.18 to 02.05.18

Sub-Divisions	18.04.18		25.04.18		02.05.18	
	Actual (mm)	% dep.	Actual (mm)	% dep.	Actual (mm)	% dep.
Arunachal Pradesh						
Anjaw	**	**	**	**	**	**
Changlang	69.6	-31	53.8	-49	48.2	-66
Dibang Valley	1	-98	1	-98	0	-100
East Kameng	12.6	-63	18.5	-52	0	-100
East Siang	108.2	159	73.5	40	19	-75
Kurung Kumey	114.1	115	110.3	72	15.7	-71
Lohit	70.8	1	127.8	73	13.9	-82
Lower Dibang Valley	80.4	50	146.6	132	12.2	-88
Lower Subansari	**	**	**	**	**	**
Papumpare	52.7	21	56.7	-28	14.5	-74
Tawang	39	20	46	20	38	-25
Tirap	49.6	-32	11.6	-83	57.2	-35
Upper Siang	93.4	42	72.6	-13	32	-72
Upper Subansari	42.6	108	25.2	9	5.4	-82
West Kameng	78.4	142	34.2	-11	31.8	-38
West Siang	69.9	-3	28.2	-39	24.7	-51
Assam & Meghalaya						
Assam						
Baksa	22.3	-37	14.8	-67	10.6	-84
Barpeta	62.5	76	43.5	-4	12.5	-82
Bongaigaon	96.1	163	54.1	-2	36	-49
Cachar	50.1	-6	99	65	43.3	-41
Chirang	25.7	-30	37.3	-32	15	-79
Darrang	58.8	28	38.9	7	15.5	-77
Dhemaji	0	-100	32	-28	17	-70
Dhubri	111.2	224	55.3	25	41.7	-33
Dibrugarh	47.7	-13	47.1	-23	24.1	-60
Goalpara	84.8	93	72.8	37	55.5	-27
Golaghat	25.4	-27	24.1	-24	4.6	-89
Hailakandi	23.1	-46	68.1	19	47.5	-49
Jorhat	21.4	-53	69.4	61	9	-86
Kamrup(Rural)	40.5	13	25	-36	14.2	-77
Kamrup(Metro)	41.3	15	44.6	15	11.6	-81
Karbi Anglong	12.7	-37	25.1	-15	5.3	-84
Karimganj	48.7	-28	173.7	148	44	-61
Kokrajhar	98	109	146.2	116	74.7	7

Lakhimpur	90.7	172	83.4	88	2.1	-96
Morigaon	29	23	40.6	34	10	-77
N.C.Hills	16.4	-16	5.1	-91	27.2	-24
Nagaon	21.7	-14	28.3	-16	35.6	-23
Nalbari	54.1	72	51.3	49	15.6	-56
Sonitpur	22.1	-34	30.4	-11	18.8	-65
Sibsagar	38.5	35	103.3	219	17.8	-59
Tinsukia	55.1	15	84.7	60	47.5	-7
Udalgiri	3.6	-92	27.6	-24	20.6	-69
Meghalaya						
East Garo Hills	75	58	65.8	-3	37.8	-62
East Khasi Hills	61	-25	72.1	4	58.6	-55
Jaintia Hills	12.4	-81	74	16	28	-73
Ribhoi	23	46	21.1	-41	56.4	13
South Garo Hills	10	-71	63	36	58	-29
West Garo Hills	114.2	234	49.8	7	12.6	-85
West Khasi Hills	107.2	213	56.2	59	47.7	-46
NMMT						
Mizoram						
Aizwal	1.8	-94	80.7	42	45.9	-38
Champhai	**	**	**	**	**	**
Kolasib	**	**	**	**	**	**
Lawngtlai	**	**	**	**	**	**
Lunglei	0	-100	1	-97	2	-95
Mamit	**	**	**	**	**	**
Saiha	**	**	**	**	**	**
Serchhip	0	-100	19	-48	52	26
Manipur						
Bishnupur	**	**	**	**	**	**
Chandel	**	**	**	**	**	**
Churachandpur	**	**	**	**	**	**
Imphal East	25.8	-23	29.6	7	37.5	4
Imphal West	78.7	175	64.8	138	52.7	221
Senapati	0	-100	38	96	33	14
Tamenglong	**	**	**	**	**	**
Thoubal	0	-100	13	-39	56	405
Ukhrul	**	**	**	**	**	**
Nagaland						
Dimapur	43.9	223	13.3	49	11.6	65
Kephire	1	-98	23	-34	5	-91
Kohima	29.4	84	29.4	24	26.6	-17

Longleng	**	**	**	**	**	**
Mokokchung	**	**	**	**	**	**
Mon	23.4	-21	**	**	47	74
Paren	**	**	**	**	**	**
Phek	26	63	36	52	27	-15
Tuensang	**	**	**	**	**	**
Wokha	0	-100	1	-98	0	-100
Zunheboto	**	**	**	**	**	**
Tripura						
Dhalai	10	-83	180.4	194	98.5	18
NorthTripura	33.7	-55	11.5	75	34.5	-48
SouthTripura	1.9	-95	165.6	270	108	77
West Tripura	25.7	-46	90.1	74	96.2	39
Himachal Pradesh						
Bilaspur	0.8	-88	6.9	40	8.4	28
Chamba	23.8	74	23.7	179	1.5	-88
Hamirpur	0.4	-95	9.6	58	7.8	28
Kangra	1.9	-78	9.8	43	4.3	-65
Kinnaur	12	-41	16.8	40	0.6	-97
Kullu	20.4	12	34.5	134	0	-100
Lahaul and Spiti	8.3	-72	24.3	20	0	-100
Mandi	8.6	-31	14.2	84	10.1	-15
Shimla	11.5	-14	7.2	-16	2.8	-76
Sirmaur	6.5	7	6.2	24	4	-6
Solan	4.4	-50	5.1	19	6.2	-7
Una	1	-79	2	-16	1.8	-55
Punjab						
Amritsar	0	-100	0.9	-65	0	-100
Barnala	0	-100	0	-100	0	-100
Bhatinda	0	-100	0	-100	0	-100
Faridkot	0	-100	0.8	100	0	-100
Fatehgarh Saheb	2	-52	0	-100	0	-100
Ferozpur	0	-100	0	-100	0	-100
Gurdaspur	3.3	-65	3.9	41	0.4	-94
Hoshiarpur	0.3	-92	2.6	32	0	-100
Jalandhar	0	-100	0.1	-96	0	-100
Kapurthala	0	-100	0	-100	0	-100
Ludhiana	0.5	-90	0.2	-85	0	-100
Mansa	5.1	59	0	-100	0	-100
Moga	0	-100	0	-100	0	-100
Muktesar	0	-100	0	-100	0	-100

Nawashahar	1.1	-74	0.6	-76	0	-100
Patiala	4.5	0	0.3	-72	0	-100
Ropar	1.1	-80	2.8	84	0	-100
Sangrur	2.2	-61	0	-100	0	-100
Mohali	0	-100	1	-17	0	-100
TarnTaran	0	-100	0	-100	0	-100
Haryana,Chd,Delhi						
Haryana						
Ambala	4.7	82	0.2	-61	0	-100
Bhiwani	3.5	35	0	-100	0	-100
Chandigarh	4.1	-37	2	-100	4	72
Faridabad	1	-77	0	-100	0	-100
Fatehabad	0	-100	0	-100	0	-100
Gurgaon	1	-69	0	-100	1	-66
Hissar	0.8	-73	0	-100	0	-100
Jhajar	2	-32	0	-100	0	-100
Jind	0	-100	0	-100	0	-100
Katihah	6.3	111	0	-100	0	-100
Karnal	1.1	-60	0	-100	0	-100
Kurukshetra	4	-22	0	-100	0	-100
Mahendragarh	7.8	457	0	-100	0.8	-70
Mewat	9	400	0	-100	0	-100
Palwal	3.5	133	0	-100	0	-100
Panchkkula	2.2	-38	3.3	317	1.5	-72
Panipat	0	-100	0	-100	0	-100
Rewari	6.2	786	0	-100	0	-100
Rohtak	2	-29	0	-100	0	-100
Sirsa	0	-100	0	-100	0	-100
Sonepat	1.5	-57	0	-100	0	-100
Yamunanagar	8.3	88	0.5	-38	0.8	-88
Delhi						
Central Delhi	8.6	161	0	-100	1	-55
East Delhi	**	**	**	**	**	**
New Delhi	5.2	59	0	-100	1.1	-52
North Delhi	5.6	70	0	-100	0	-100
North East Delhi	0	-100	**	**	**	**
North West Delhi	3	-9	0	-100	0	-100
South Delhi	4.3	30	0	-100	0.6	-75
South West Delhi	4.1	24	0	-100	1.7	-23
West Delhi	4	21	0	-100	1	-55
Jammu & Kashmir						

Anantnag	34.5	11	41.6	91	1.2	-96
Badgam	9.4	-56	23.4	36	0	-100
Bandipore	30	-43	75	241	0	-100
Baramula	62.3	19	71.3	224	0.7	-98
Doda	43.4	47	41.2	100	15.8	-41
Ganderbal	22.7	12	41.2	126	0	-100
Jammu	6.7	-33	7.3	104	0	-100
Kargil	3.4	-444	1.6	-73	0.4	-96
Kathua	7.9	10	3.6	44	0	-100
Kistwar	**	**	**	**	**	**
Kulgam	28	-10	48.8	124	0	-100
Kupwara	48.4	23	60.4	107	0	-100
Ladakh(Leh)	1.2	-36	0.3	-70	0	-100
Poonch	**	**	**	**	**	**
Pulwama	17.5	-18	17.8	-7	0	-100
Rajouri	3	-69	19.6	336	0	-100
Ramban	42.4	44	45.7	122	0	-100
Reasi	12.8	-23	17.8	100	0	-100
Samba	4.3	-57	5.7	57	0	-100
Shopian	**	**	**	**	**	**
Srinagar	19.4	-4	52	186	0	-100
Udhampur	12.2	-27	13.2	48	0.3	-98
East Madhya Pradesh						
Anuppur	24.8	1806	0	-100	0.3	-95
Balaghat	9.6	462	0	-100	0	-100
Chhatarpur	2.4	205	0	-100	0.9	350
Chindwara	8	471	0	-100	0	-100
Damoh	1.5	25	0	-100	0	-100
Dindori	3.2	357	0	-100	0	-100
Jabalpur	2.7	231	0	-100	0.3	-58
Katni	9.1	2933	0	-100	1.2	500
Mandla	0.7	-49	0	-100	0	-100
Narsingpur	0	-100	0	-100	0	-100
Panna	0	-100	0	-100	0	-100
Rewa	0.6	200	0	-100	7.2	1340
Sagar	4.3	970	0	-100	0.3	-35
Satna	3.4	321	0	-100	2.6	767
Seoni	2.9	32	0	-100	0	-100
Shahdol	19	2275	0	-100	0	-100
Sidhi	0	-100	0	-100	2.6	550
Singrauli	0	-100	0	-100	0	-100

Tikamgarh	8	200	0	-100	0	-100
Umariya	11	511	0	-100	0	-100
West Madhya Pradesh						
Agar	0	-100	0	-100	0	-100
Alirajpur	0	-100	0	-100	0	-100
Asoknagar	0	-100	0	-100	3	200
Barwani	0	-100	0	-100	0	-100
Betul	3.4	101	0	-100	0	-100
Bhind	0	-100	0	-100	0	-100
Bhopal	1.9	73	0	-100	0	-100
Burhanpur	0	-100	0	-100	0	-100
Datia	0	-100	0	-100	0.3	-47
Dewas	0	-100	0	-100	0	-100
Dhar	0	-100	0	-100	0	-100
Guna	0.3	-75	0	-100	0.4	0
Gwalior	2.8	87	0	-100	5	614
Harda	0		0	-100	0	-100
Hoshangabad	0.5	50	0	-100	0.4	33
Indore	3.4	3250	0	-100	0	-100
Jhabua	0	-100	0	-100	0	-100
Khandwa	0	-100	0	-100	0	-100
Khargone	0	-100	0	-100	0	-100
Mandsaur	0	-100	0	-100	0	-100
Morena	6.9	661	0	-100	0	-100
Neemuch	0	-100	0	-100	0	-100
Raisen	0.8	-100	0	-100	0	-100
Rajgarh	0.2	-71	0	-100	0	-100
Ratlam	0	-100	0	-100	0	-100
Sehore	0.8	300	0	-100	0	-100
Shajapur	0	-100	0	-100	0	-100
Sheopur Kalani	0	-100	0	-100	0	-100
Shivpuri	0	-100	0	-100	0	-100
Ujjain	3.4	750	0	-100	0	-100
Vidisha	0.9	193	0	-100	0	-100
Chhattisgarh						
Balod	19	2614	0	-100	0	-100
Baloda Bazar	**	**	0	-100	0	-100
Balrampur	0	-100	0	-100	7	159
Bastar	33.6	192	3	-100	14.2	-16
Bemetara	49.8	7014	0	-100	4	90
Bijapur	1.1	-61	15.6	174	1	-41

Bilaspur	15.8	558	0	-100	7.1	87
Dantewara	8	321	1	-100	3	20
Dhamtari	13.1	836	0	-100	0	-100
Durg	31.4	4386	0	-100	0	-100
Gariaband	17.6	529	0	-100	0	-100
Janjgir	1.3	33	0	-100	0.6	-63
Jashpurnagar	1.5	-63	0	-100	0	-100
Kabirdham	22	1275	0	-100	0	-100
Kanker	2.7	-23	0.5	-93	0	-100
Kondagaon	24.5	581	13	165	79.8	1253
Korba	4.3	261	0	-100	4	264
Koriya	0	-100	0	-100	0	-100
Mahasumund	0	-100	0	-100	12.2	835
Mungeli	7.9	229	0	-100	0	-100
Narayanpur	29.8	282	0	-100	0	-100
Raigarh	1.3	48	0	-100	7	80
Raipur	14.7	821	0	-100	3.7	26
Rajnandgaon	8.6	517	0	-100	0.2	-89
Sukma	**	**	6.7	-2	0	-100
Surajpur	7	678	0	-100	0	-100
Surguja	3.7	106	0	-100	6.6	175
East Uttar Pradesh						
Allahabad	3.7	831	0	-100	0	-96
Ambedkar Nagar	1.4	17	0	-100	0	-100
Azamgarh	0	-100	0	-100	38.7	1583
Bahraich	0	-100	0	-100	1.7	-45
Ballia	1.9	107	0	-100	15.1	-100
Balrampur	0	-100	0	-100	0	-100
Banda	4.4	175	0	-100	3.3	567
Barabanki	1.1	-12	0	-100	18.5	929
Basti	0	-100	0	-100	16.5	617
Chandauli	0	-100	0	-100	0	-100
Deoria	0	-100	0	-100	10.5	192
Faizabad	0	-100	0	-100	0	-100
Farrukhabad	0	-100	0	-100	0	-100
Fatehpur	1.3	-13	0	-100	0	-100
Gazipur	2.7	142	0	-100	11	340
Gonda	0	-100	0	-100	10.9	421
Gorakhpur	0.2	-95	0	-100	12.5	247
Hardoi	0	-100	0	-100	1.7	6
Jaunpur	0.6	-20	0	-100	1.6	-23

Kannauj	0	-100	0	-100	0	-100
Kanpur City	4.2	956	0	-100	0	-100
Kanpur Dehat	1.8	500	0	-100	0	-100
Kaushambi	4.5	2150	0	-100	0	-100
Kheri	0	-100	0	-100	3.4	-9
Kushi nagar	0	-100	0	-100	1.5	-76
Lucknow	1.9	111	0	-100	0.4	-69
Maharajganj	0	-100	0	-100	8.7	40
Mau	0	-100	0	-100	4	67
Mirzapur	0.6	50	0	-100	0	-100
Pratapgarh	4.3	1344	0	-100	2	25
RaiBareilly	2	575	0	-100	0	-100
Sahuji Maharajnagar	0	-100	0	-100	0	-100
Sant Kabirnagar	0	-100	0	-100	0	-100
Sant Ravidas Nagar	6	5900	0	-100	0	-100
Shrawasti	0	-100	0	-100	0	-100
Sidharthnagar	0	-100	0	-100	6.5	63
Sitapur	0	-100	0	-100	11.7	483
Sonbhadra	1.7	38	0	-100	0.6	-54
Sultanpur	3.4	186	0	-100	3.9	46
Unnao	2.5	733	0	-100	0.4	-76
Varanasi	1.4	27	0	-100	0.3	-90
West Uttar Pradesh						
Agra	41.5	5831	0	-100	2.3	133
Aligarh	1.5	92	0	-100	1.1	-61
Auraiya	5	1150	0	-100	0	-100
Badaun	1.2	300	0	-100	0.5	-75
Baghpat	2.3	77	0	-100	0	-100
Bareilly	1.3	-16	1	-29	0.6	-76
Bijnor	6.5	304	0	-100	0	-100
Bulandsahar	0	-100	0	-100	0	-100
Etah	8.1	1527	0	-100	3.3	85
Etawah	5.5	1000	0	-100	0	-100
Firozabad	17.3	2783	0	-100	0	-100
GBNagar	1	-17	0	-100	0	-100
Ghaziabad	0.6	-60	0	-100	0	-100
Hamirpur	4.7	4567	0	-100	4	900
Jalaun	4.7	1478	0	-100	0.4	0
Jhansi	1	25	0	-100	0.6	-67
Jotiba Phule Nagar	0	-100	0	-100	0	-100
Kanshiramnagar	2.2	340	0	-100	1	-52

Lalitpur	9	1400	0	-100	0	-100
Mahamaya Nagar	12	1400	0	-100	0	-100
Mahoba	0	-100	0	-100	0	-100
Mainpuri	0	-100	0	-100	0	-100
Mathura	5	525	0	-100	2	11
Meerut	3.5	218	0	-100	0	-100
Moradabad	3.1	242	1	-13	0	-100
Muzzaffarnagar	4.1	417	0	-100	0	-100
Pilibhit	0	-100	0	-100	0	-100
Rampur	0	-100	0	-100	0	-100
Saharanpur	1.3	-17	1	100	0	-100
Shahjahanpur	0	-100	0	-100	0	-100
Uttarakhand						
Almora	14.1	142	3.9	-32	25.1	239
Bageshwar	7.4	27	0.8	-85	44.7	504
Chamoli	15.5	46	7.3	4	37.7	194
Champawat	13	33	2	-50	0	-100
Dehradun	7.4	27	3.9	23	4.5	-32
Garhwal Pauri	3.1	-34	1.3	-73	2	-64
Garhwal Tehri	6	-37	3.9	-20	6.3	-13
Haridwar	1.1	-79	0	-100	2.3	-22
Nainital	33.2	538	2.4	-47	8.1	24
Pithorgarh	12.2	-7	4.1	-61	34.9	129
Rudraprayag	6.2	-53	3.8	-68	30.1	40
Udham Sing Nagar	5.3	121	0	-100	0	-100
Uttarkashi	9.4	-30	7.7	-25	21	75
Bihar						
Araria	11	51	0	-100	25.1	28
Arwal	0	-100	0	-100	0	-100
Aurangabad	0	-100	0	-100	0	-100
Banka	0	-100	0	-100	4.4	-54
Begusarai	0	-100	0	-100	0.7	-93
Bhabua	0	-100	0	-100	0	-100
Bhagalpur	0	-100	0	-100	23.2	149
Bhojpur	0	-100	0	-100	3.5	-22
Buxar	0	-100	0	-100	0	-100
Darbhanga	0	-100	0	-100	10.4	-17
East Champaran	0	-100	0	-100	**	**
Gaya	0.7	-65	0	-100	0.3	-91
Gopalganj	0	-100	0	-100	0	-100
Jahanabad	0	-100	0	-100	0	-100

Jamui	0	-100	0	-100	0	-100
Kathihar	0	-100	0	-100	0	-100
Khagadia	0	-100	0	-100	2.3	-75
Kishanganj	**	**	**	**	**	**
Lakhisarai	0	-100	0	-100	0	-100
Madhepura	0	-100	0	-100	0	-100
Madhubani	0	-100	0	-100	0	-100
Monghyar	0	-100	0	-100	0	-100
Muzaffarpur	0	-100	0	-100	6.8	-1
Nalanda	0	-100	0	-100	0	-100
Nawada	0	-100	0	-100	0	-100
Patna	0.4	-83	0	-100	9.3	107
Purnea	5.8	-19	0	-100	65.3	291
Rohtas	0	-100	0	-100	0	-100
Saharsha	0	-100	0	-100	4.9	-69
Samstipur	0	-100	0	-100	0	-100
Saran	0	-100	0	-100	0	-100
Sheikpura	0	-100	0	-100	0	-100
Sheohar	0	-100	0	-100	0	-100
Sitamarhi	0	-100	0	-100	0	-100
Siwan	0	-100	0	-100	12	193
Supaul	0	-100	0	-100	43.3	261
Vaishali	0	-100	0	-100	2.7	-65
West Champaran	**	**	**	**	**	**
Jharkhand						
Bokaro	0	-100	0	-100	14.7	73
Chatra	2	567	0	-100	0	-100
Deoghar	**	**	0	-100	**	**
Dhanbad	0	-100	0	-100	30.6	203
Dumka	**	**	**	**	**	**
East Singbhum	49.9	583	0	-100	39.4	294
Garhwa	**	**	**	**	0	-100
Giridih	0	-100	0	-100	0	-100
Godda	0	-100	0	-100	25.5	96
Gumla	**	**	**	**	**	**
Hazaribagh	4.1	41	0	-100	0	-100
Jamtara	**	**	**	**	**	**
Khunti	**	**	**	**	**	**
Koderrna	5.3	150	0	-100	0	-100
Latehar	**	**	**	**	1.7	-60
Lohardagga	**	**	0	-100	0	-100

Pakur	7	-20	0	-100	23	52
Palamau	0.9	-33	0	-100	0	-100
Ramgarh	**	**	0	-100	**	**
Ranchi	0.2	-97	0	-100	2.1	-72
Sahebganj	**	**	0	-100	96.6	500
Saraikela	54.4	792	7.7	26	**	**
Simdega	**	**	0	-100	0	-100
West Singhbhum	**	**	0	-100	17.2	126
East Rajasthan						
Ajmer	0	-97	0	-100	0.2	-77
Alwar	18.9	1011	0	-100	0.4	-79
Banswara	0	-100	0	-100	0	-100
Baran	0	-100	0	-100	0	-100
Bharatpur	25.6	2224	0	-100	0.3	-79
Bhilwara	0	-100	0	-100	0	-100
Bundi	0.3	-33	0	-100	0	-100
Chittorgarh	0	-100	0	-100	0	-100
Dausa	0	-100	0	-100	1	43
Dholpur	8.4	1104	0	-100	0	-100
Dungarpur	0	-100	0	-100	0	-100
Jaipur	2.5	31	0	-100	0.1	-95
Jhalawar	0.1	-85	0	-100	0	-100
Jhunjhunu	5.4	313	0	-100	0	-100
Karauli	2.8	158	0	-100	0.1	-80
Kota	2.1	414	0	-100	0	-100
Pratapgarh	0	-100	0	-100	0	-100
Rajsamand	0	-100	0	-100	0	-100
Sawai Madhopur	1.9	25	0	-100	0.2	-76
Sikar	1.5	25	0	-100	0.1	-93
Sirohi	0	-100	0	-100	0	-100
Tonk	0	-100	0	-100	1.2	38
Udaipur	0	-100	0	-100	0	-100
West Rajasthan						
Barmer	0.3	-58	0	-100	0	-100
Bikaner	0	-100	0	-100	0	-100
Churu	1.4	-25	0	-100	0	-100
Hanumangarh	0	-100	0	-100	0	-100
Jaisalmer	0	-100	0	-100	0	-100
Jalore	0	-100	0	-100	0	-100
Jodhpur	0.1	-86	0	-100	0	-100
Nagaur	0	-100	0	-100	0	-100

Pali	0	-100	0	-100	0	-100
Sri Ganganagar	0.4	-87	0	-100	0	-100
Gujarat Region						
Ahmedabad	0	-100	0	-100	0	-100
Anand	0	-100	0	-100	0	-100
Aravalli	0	-100	0	-100	0	-100
Banaskantha	0	-100	0	-100	0	-100
Broach	0	-100	0	-100	0	-100
Chhota Udepur	0	-100	0	-100	0	-100
DNH	**	**	0	-100	0	-100
Dahod	0	-100	0	-100	0	-100
Daman	**	**	0	-100	0	-100
Dangs	0	-100	0	-100	0	-100
Gandhinagar	0	-100	0	-100	0	-100
Kheda	0	-100	0	-100	0	-100
Mahisagar	0	-100	0	-100	0	-100
Mehsana	1.8	809	0	-100	0	-100
Narmada	0	-100	0	-100	0	-100
Navsari	0	-100	0	-100	0	-100
Panchmahal	0	-100	0	-100	0	-100
Patan	1	233	0	-100	0	-100
Sabarkantha	0	-100	0	-100	0	-100
Surat	0	-100	0	-100	0	-100
Tapi	0	-100	0	-100	0	-100
Vadodara	0	-100	0	-100	0	-100
Valsad	0	-100	0	-100	0	-100
S K & Diu region						
Amreli	0	-100	0	-100	0	-100
Bhavnagar	0	-100	0	-100	0	-100
Botad	0	-100	0	-100	0	-100
Devbhoomi Dwarka	0	-100	0	-100	0	-100
Diu	0	-100	0	-100	0	-100
Gir Somnath	0	-100	0	-100	0	-100
Jamnagar	0	-100	0	-100	0	-100
Junagarh	0	-100	0	-100	0	-100
Kutch	0.4	269	0	-100	0	-100
Morbi	0	-100	0	-100	0	-100
Porbandar	0	-100	0	-100	0	-100
Rajkot	0	-100	0	-100	0	-100
Surendranagar	0	-100	0	-100	0	-100
Maharashtra						

Konkan & Goa						
Mumbai City	0	-100	0	-100	0	-100
Mumbai Suburban	0	-100	0	-100	0	-100
North Goa	2.7	127	0	-100	0	-100
Raigad	6.7	2133	0	-100	0	-100
Ratnagiri	1.6	122	0	-100	0	-100
Sindhudurg	0	-100	0	-100	0	-100
South Goa	0.3	-77	0	-100	0	-100
Thane	0	-100	0	-100	0	-100
Madhya Maharashtra						
Ahmednagar	0.8	-41	0	-100	0	-100
Dhule	0	-100	0	-100	0	-100
Jalgaon	0	-100	0	-100	0	-100
Kolhapur	1.7	-76	0	-100	0	-100
Nandurbar	0	-100	0	-100	0	-100
Nasik	0	-100	0	-100	0	-100
Pune	4.3	115	0	-100	0	-100
Sangli	9.7	80	0	-100	0	-100
Satara	2.8	-24	0	-100	0	-100
Solapur	13.1	445	0	-100	0	-100
Marathwada						
Aurangabad	0.6	-43	0	-100	0	-100
Beed	5	236	0	-100	0	-100
Hingoli	6.4	205	0	-100	0	-100
Jalna	0	-100	0	-100	0	-100
Latur	13	251	0	-100	0	-100
Nanded	11.8	258	0	-100	0	-100
Osmanabad	9.4	349	0	-100	0	-100
Parbhani	2.5	0	0	-100	0	-100
Vidarbha						
Akola	1.1	-27	0	-100	0	-100
Amraoti	8.4	501	0	-100	0	-100
Bhandara	16.4	680	0	-100	0	-100
Buldhana	0	-100	0	-100	0	-100
Chandrapur	1.5	-33	0	-100	0	-100
Gadchiroli	0	-100	0	-100	0	-100
Gondia	30	868	0	-100	0	-100
Nagpur	10	315	0	-100	0	-100
Wardha	2.3	29	0	-100	0	-100
Washim	24.2	1513	0	-100	0	-100
Yeotmal	0.9	-59	0	-100	0	-100


Odisha						
Angul	7.8	-13	9.1	29	31.9	233
Balasore	29	135	15.4	-3	57.3	233
Bargarh	1.7	-2	0.1	-97	22.3	504
Bhadrak	25.2	73	19.3	40	45.4	173
Bolangir	1.3	-75	1.2	-77	6.6	32
Boudh	10.5	59	0	-100	19.3	45
Cuttack	8.8	67	10.3	12	31.7	42
Deogarh	8.1	199	3.9	7	20.7	269
Dhenkanal	15.5	94	26.2	92	16	24
Gajapati	21.5	95	10.2	-67	21.4	-12
Ganjam	11.1	15	26.4	142	32.6	236
Jagatsingpur	1.4	-81	4.5	-39	45.9	122
Jajpur	16.1	66	11.8	-14	31.3	57
Jharsuguda	11.2	220	0	-100	24.4	313
Kalahandi	0	-100	6.2	-8	7.9	8
Kandhamal	11.6	76	25.6	266	21.9	65
Kendrapara	0	-100	11	42	13.7	5
Keonjhar	33.5	189	12.9	21	30.6	40
Khurda	23.5	319	4.9	11	43.3	267
Koraput	31.8	269	2.3	-85	21	64
Malkangiri	2	-68	11	2	14	21
Mayurbhanj	53	290	5.4	-66	54.3	166
Nawapara	11.6	128	2.1	-63	9	11
Nawarangpur	9.2	-10	2	-92	16.3	61
Nayagarh	22.6	495	12.5	16	30.3	101
Puri	0.1	-96	5.5	48	85.5	883
Rayagada	18.1	15	15.5	9	4.3	-58
Sambalpur	12.7	369	0.1	-96	27.2	385
Sonepur	1.7	-34	0.6	-82	25.5	455
Sundargarh	11.3	439	0	-100	19.7	294
West Bengal & Andaman Nicobar Islands						
A & N ISLAND						
Nicobar	15.5	-30	6.1	-80	117.4	120
North & Middle Andaman	0	-100	0	-100	37	6
South Andaman	0	-100	0	-100	50.7	-9
GWB						
Bankura	47.7	592	8.4	-27	22.6	39
Birbhum	10.4	43	5.1	-45	13	-1
Burdwan	6.2	-11	0.3	-98	22.6	38


East Midnapore	26.4	300	0	-100	39.2	128
Hooghly	16	43	3.6	-79	5.3	-68
Howrah	10.3	-6	0	-100	11.1	-37
Kolkata	33.5	196	5.4	-66	42.2	110
Murshidabad	23	271	12.5	-17	8.5	-14
Nadia	6.3	-9	14.3	2	18.5	0
24 Pargana (N)	14.9	140	15.9	-11	47.6	102
Purulia	14.6	100	2.4	-77	24.2	107
24 Pargana (S)	3.3	-69	8.2	-12	17.5	16
West Midnapore	38.8	249	0.5	-98	13.3	0
SHWB & Sikkim						
Cooch Behar	57	99	15	-64	6	-91
Darjeeling	21.2	-27	8.1	-78	21.2	-56
East Sikkim	46	47	119.4	162	67.1	39
Jalpaiguri	47.8	93	48.3	43	19.2	-65
Malda	6.7	-24	18.8	90	106.1	467
North Dinajpur	2	-57	0	-100	12	-31
North Sikkim	73	84	74.4	31	54.2	-5
South Dinajpur	2.3	-71	0.5	-97	35.3	6
South Sikkim	27.6	-12	57.3	26	33.2	-31
West Sikkim	25	-37	37.4	-34	50.2	-12
Karnataka						
Coastal Karnataka						
Dakshina Kannada	43.2	346	22.7	110	1.9	-87
Udupi	1.6	-74	8.7	0	0	-100
Uttara Kannada	10.2	108	4	-23	0	-100
N I Karnataka						
Bagalkote	26.1	273	0	-100	0	-100
Belagavi	26.1	273	3.2	-51	0.6	-95
Bidar	36.8	635	0	-100	0	-100
Dharwad	16.1	34	0	-100	0	-100
Gadag	20.3	119	0.8	-91	4.3	-69
Haveri	27.5	244	1.5	-89	7.9	-58
Kalaburgi	27.3	457	0	-100	0	-100
Koppal	5.1	-14	0.8	-83	1.9	-74
Raichur	4.3	6	0.5	-92	0.3	-91
Vijayapura	23.2	287	0	-100	0.2	-97
Yadgir	3.1	-10	0	-100	0	-100
S I Karnataka						
Ballari	3.8	-42	17.1	97	2	-78
Bangalore Rural	0	-100	19.1	54	21.1	-46


Bangalore Urban	2.3	-80	9.7	-25	13.3	-4
Chamarajanagar	3.1	-84	13.2	-37	21.9	-12
Chikaballapur	0	-100	8.4	3	2.3	-77
Chikkamagaluru	23.3	91	29.5	76	1.2	-94
Chitradurga	0.7	-86	15.9	127	0	-100
Davangere	25.3	201	9.3	-11	0.4	-97
Hassan	7.8	-32	22.6	21	3.7	-79
Kodagu	36.4	77	30.6	18	5.5	-80
Kolar	0	-100	12.4	25	17.4	98
Mandya	23.3	101	19.5	40	19.2	18
Mysuru	23.6	57	14	-29	32.8	63
Ramanagara	5.6	-52	23.9	76	6.1	-71
Shivamogga	20.3	157	15.5	41	0.7	-95
Tumakuru	1.3	-86	8.7	-23	1.9	-85
Kerala						
Alappuzha	32.8	24	45	35	11.2	-72
Kannur	48.6	174	34.6	145	18.8	-18
Ernakulam	103.4	271	35.6	31	17.3	-57
Idukki	59.5	70	28.9	-30	23.5	-40
Kasaragod	31.3	161	15.1	-3	0	-100
Kollam	47.4	22	23.1	-46	13.2	-70
Kottayam	116.9	245	68.3	166	13.5	-66
Kozhikode	35.4	75	29	8	68.7	215
Malappuram	47.8	115	34.2	62	50.7	75
Palakkad	31.1	30	15.2	-46	32.1	4
Pathanamthitta	73.6	72	89.8	77	36.5	-31
Thiruvananthapuram	49.2	88	12.2	-56	9.6	-72
Thrissur	7.5	-59	5.8	-74	20.9	-13
Wayanad	47.2	139	41.3	68	15.7	-32
Tamil Nadu						
Ariyalur	0.5	-90	0	-100	0	-100
Chennai	0	-100	0	-100	0	-100
Coimbatore	25	90	6.8	-62	27	70
Cuddalore	2.3	-42	0	-100	0	-100
Dharmapuri	0	-100	12.4	-6	12	-9
Dindigul	9.6	-39	0.6	-97	7.5	-56
Erode	4.8	-59	9.1	-37	42.5	193
Kanchipuram	0	-100	0	-100	6.2	5
Kanyakumari	63.5	141	1.2	-95	3.3	-89
Karaikal	0.4	-95	0	-100	0	-100
Karur	0	-100	0	-100	2.9	-78


Krishnagiri	0	-100	7.5	-45	18.2	9
Madurai	33.1	122	0	-100	4.7	-62
Nagapattinam	3.2	-33	0	-100	0	-100
Namakkal	5.5	-48	1.8	-88	13.9	-7
Nilgiris	57.9	216	21.1	-13	40.8	107
Perambalur	2	-76	0	-100	0	-100
Puducherry	1.1	-67	0	-100	16.8	888
Pudukottai	8.2	7	0	-100	0	-100
Ramanathapuram	20.7	55	0	-100	1.6	-84
Salem	0.3	-98	7.3	-50	19.8	11
Sivaganga	34.7	178	0	-100	1.8	-83
Thanjavur	13.9	80	0	-100	0	-100
Theni	38.2	145	0	-100	19.4	-3
Tirunelveli	43.5	145	0.2	-99	4.7	-67
Tirupur	0	-100	0	-100	16	10
Tiruvallur	0	-100	0	-100	1.7	-68
Tiruvannamalai	0	-100	0	-100	0.3	-95
Tiruvarur	7	-3	0	-100	0.9	-90
Toothukudi	38.2	203	0	-100	2.8	-67
Trichy	2.8	-72	0.7	-94	0.4	-97
Vellore	0	-100	0.2	-98	7.7	-12
Villupuram	0	-100	0	-100	9.5	18
Virudhunagar	41.2	150	0.6	-97	0.7	-95
Andhra Pradesh						
Coastal Andhra Pradesh						
East Godavari	9.8	134	22.5	119	20.6	202
Guntur	0	-100	7.5	43	14.2	305
Krishna	0	-100	0	-100	4.9	-19
Nellore	0	-100	7.2	28	7.3	8
Prakasam	0	-100	4.9	-23	11.1	131
Sirkakulam	6.3	-12	15.9	195	47.4	608
Visakhapatnam	29.3	184	32.2	136	23.5	73
Vizianagram	8.8	15	37	330	15.4	57
West Godavari	3.9	-3	4.9	-33	1.4	-78
Rayalaseema						
Anantapur	0.3	-94	9.3	27	1.3	-83
Chittoor	0.2	-96	7.8	-10	9.3	-11
Cuddapah	0	-100	3.2	-57	0.9	-87
Kurnool	1.1	-73	5.6	-23	2.1	-57
Telangana						
Adilabad	3.9	50	0.1	-96	0.5	-84


Hyderabad	0	-100	0	-100	0	-100
Karimnagar	1.1	-70	0.3	-93	0.8	-82
Khammam	2.4	-58	9.8	51	0.6	-92
Mehabubnagar	1.3	-56	0.9	-84	1.6	-64
Medak	8.1	107	0	-100	0	-100
Nalgonda	0.9	-75	3.5	-43	0	-100
Nizamabad	3.6	6	0	-100	0	-100
Rangareddy	9.1	91	0	-100	0.5	-92
Warangal	1	-77	4.7	14	1.5	-51

 **L. Excess(+60% or more)**

 **Excess (+20% to +59%)**

 **Normal (+19% to -19%)**

 **Deficient (-20% to -59%)**

 **L. Deficient (-60% to -99%)**

 **No Rain**  **No Data**