

## Week by Week Rainfall Distribution from 27.02.19 to 13.03.19

| Sub-Divisions                | 27.02.19    |        | 06.03.19    |        | 13.03.19    |        |
|------------------------------|-------------|--------|-------------|--------|-------------|--------|
|                              | Actual (mm) | % dep. | Actual (mm) | % dep. | Actual (mm) | % dep. |
| <b>Arunachal Pradesh</b>     |             |        |             |        |             |        |
| Anjaw                        | **          | **     | **          | **     | **          | **     |
| Changlang                    | 21.7        | -62    | 38.4        | -33    | 7           | -91    |
| Dibang Valley                | **          | **     | **          | **     | **          | **     |
| East Kameng                  | **          | **     | 0           | -100   | 0           | -100   |
| East Siang                   | 44.4        | 127    | 51.3        | 136    | 9.4         | -57    |
| Kurung Kumey                 | 36.6        | 98     | 28.6        | 57     | 36.4        | 13     |
| Lohit                        | 45          | 97     | 35          | 14     | 10.1        | -64    |
| Lower Dibang Valley          | 16.4        | -72    | 27.6        | -44    | 5.6         | -94    |
| Lower Subansari              | **          | **     | **          | **     | **          | **     |
| Papumpare                    | 2.4         | -89    | 15          | 6      | 7           | -55    |
| Tawang                       | 15          | 58     | 32          | 316    | 19          | 68     |
| Tirap                        | 3.8         | -83    | 12          | -47    | 16          | -44    |
| Upper Siang                  | 142.4       | 149    | 111.6       | 51     | 43          | -54    |
| Upper Subansari              | 12          | -21    | **          | **     | 25          | 91     |
| West Kameng                  | 0.6         | -94    | 11.8        | 53     | 1.6         | -86    |
| West Siang                   | 21.8        | 0      | 37.2        | 103    | 13.6        | -33    |
| <b>Assam &amp; Meghalaya</b> |             |        |             |        |             |        |
| <b>Assam</b>                 |             |        |             |        |             |        |
| Baksa                        | 6.4         | -31    | 26.8        | 605    | 3.3         | -65    |
| Barpeta                      | 18.1        | 97     | 30.1        | 693    | 6.7         | -29    |
| Bongaigaon                   | 2.2         | -76    | 8.5         | 49     | 0.3         | -97    |
| Cachar                       | 16.1        | 0      | 12.6        | -38    | 19          | -14    |
| Chirang                      | 39          | 333    | 44.4        | 679    | 0           | -100   |
| Darrang                      | 0.5         | -84    | 8.5         | 44     | 5.5         | -52    |
| Dhemaji                      | **          | **     | **          | **     | **          | **     |
| Dhubri                       | 0           | -100   | 26.4        | 282    | 0           | -100   |
| Dibrugarh                    | 8.5         | -47    | 26.1        | 71     | 10.3        | -54    |
| Goalpara                     | 0           | -100   | 27          | 900    | 0           | -100   |
| Golaghat                     | 4           | -39    | 31.9        | 332    | 8.9         | 1      |
| Hailakandi                   | 13.1        | -8     | 19.2        | 123    | 17          | -2     |
| Jorhat                       | 5.1         | -15    | 23.3        | 118    | 5.5         | -59    |
| Kamrup(Rural)                | 0           | -100   | 32          | 442    | 12.5        | 25     |
| Kamrup(Metro)                | 0           | -100   | 10.3        | 75     | 0           | -100   |
| Karbi Anglong                | 0           | -100   | 12.8        | 49     | 2.6         | -68    |
| Karimganj                    | 1.4         | -88    | 14          | -29    | 0           | -100   |
| Kokrajhar                    | 0           | -100   | 40.2        | 2413   | 0           | -100   |

|                  |      |      |      |      |      |      |
|------------------|------|------|------|------|------|------|
| Lakhimpur        | 8.5  | -29  | 33.6 | 192  | 5.7  | -60  |
| Morigaon         | 0    | -100 | 20.8 | 478  | 6    | -45  |
| N.C.Hills        | 5.2  | -75  | 5.5  | -73  | 0    | -100 |
| Nagaon           | 0    | -100 | 18.5 | 231  | 6.2  | -23  |
| Nalbari          | 3.8  | 171  | 26.5 | 215  | 10.8 | 104  |
| Sonitpur         | 1.1  | -75  | 7.6  | 62   | 4.9  | -45  |
| Sibsagar         | 11.9 | 31   | 34.6 | 239  | 2.1  | -84  |
| Tinsukia         | 21.1 | 55   | 33.2 | 67   | 7.7  | -58  |
| Udalgiri         | 3    | -3   | 12.2 | 107  | 0    | -100 |
| <b>Meghalaya</b> |      |      |      |      |      |      |
| East Garo Hills  | 0    | -100 | 35   | 72   | 0    | -100 |
| East Khasi Hills | 0    | -100 | 29.3 | 67   | 0    | -100 |
| Jaintia Hills    | **   | **   | **   | **   | **   | **   |
| Ribhoi           | 0    | -100 | 22.2 | 1010 | 0    | -100 |
| South Garo Hills | **   | **   | **   | **   | **   | **   |
| West Garo Hills  | 0    | -100 | 12.8 | 27   | 0    | -100 |
| West Khasi Hills | 0    | -100 | 7.1  | 154  | 0    | -100 |
| <b>NMMT</b>      |      |      |      |      |      |      |
| <b>Mizoram</b>   |      |      |      |      |      |      |
| Aizwal           | 30.2 | 136  | 20.8 | 84   | 0    | -100 |
| Champhai         | 24.8 | 141  | 12   | 48   | 0    | -100 |
| Kolasib          | 0    | -100 | **   | **   | **   | **   |
| Lawngtlai        | **   | **   | **   | **   | **   | **   |
| Lunglei          | 1    | -81  | 54.8 | 612  | 0    | -100 |
| Mamit            | **   | **   | **   | **   | **   | **   |
| Saiha            | **   | **   | **   | **   | **   | **   |
| Serchhip         | 0.5  | -93  | 0    | -100 | 0    | -100 |
| <b>Manipur</b>   |      |      |      |      |      |      |
| Bishnupur        | 1.6  | -93  | 13.9 | -49  | 0    | -100 |
| Chandel          | 15.2 | 114  | 14.6 | 165  | 3.2  | -47  |
| Churachandpur    | 4.2  | -64  | 28.7 | 205  | 0    | -100 |
| Imphal East      | 10.2 | -12  | 7.9  | -61  | 3    | -77  |
| Imphal West      | 3.8  | -66  | 25.5 | 46   | 13.4 | 70   |
| Senapati         | **   | **   | **   | **   | **   | **   |
| Tamenglong       | 0    | -100 | 47.2 | 79   | 0    | -100 |
| Thoubal          | **   | **   | **   | **   | **   | **   |
| Ukhrul           | 0    | -100 | 22   | 6    | 0    | -100 |
| <b>Nagaland</b>  |      |      |      |      |      |      |
| Dimapur          | 1.3  | 44   | 47.6 | 580  | 0    | -100 |
| Kephire          | **   | **   | **   | **   | **   | **   |
| Kohima           | 0.4  | -96  | 33.8 | 333  | 2.6  | -73  |

|                         |      |      |      |      |      |      |
|-------------------------|------|------|------|------|------|------|
| Longleng                | **   | **   | **   | **   | **   | **   |
| Mokokchung              | 8.2  | -28  | 27.8 | 1164 | 24.1 | 87   |
| Mon                     | 0.5  | -93  | 51   | 395  | 14   | 39   |
| Paren                   | 0    | -100 | 0    | -100 | 0    | -100 |
| Phek                    | **   | **   | **   | **   | **   | **   |
| Tuensang                | **   | **   | **   | **   | **   | **   |
| Wokha                   | **   | **   | 0    | -100 | 0    | -100 |
| Zunheboto               | **   | **   | **   | **   | **   | **   |
| <b>Tripura</b>          |      |      |      |      |      |      |
| Dhalai                  | 23.4 | 44   | 14.8 | 44   | 0    | -100 |
| NorthTripura            | 27.1 | 79   | 34.8 | 100  | 0    | -100 |
| SouthTripura            | 39.1 | 308  | 22.5 | 150  | 0    | -100 |
| West Tripura            | 33.5 | 285  | 33.6 | 326  | 2.7  | -74  |
| <b>Himachal Pradesh</b> |      |      |      |      |      |      |
| Bilaspur                | 25.7 | 77   | 25.7 | 73   | 5.8  | -48  |
| Chamba                  | 62.2 | 143  | 21.3 | -52  | 15.3 | -36  |
| Hamirpur                | 31.8 | 167  | 19.5 | 15   | 5.8  | -54  |
| Kangra                  | 38   | 84   | 25.8 | 19   | 7.5  | -57  |
| Kinnaur                 | 43.6 | 101  | 20.5 | -6   | 16   | -30  |
| Kullu                   | 71.5 | 166  | 37.4 | 40   | 23.7 | -25  |
| Lahaul and Spiti        | 57   | 54   | 10   | -72  | 7.5  | -80  |
| Mandi                   | 38.7 | 162  | 35.4 | 108  | 9.6  | -45  |
| Shimla                  | 38.9 | 130  | 25.7 | 59   | 12.3 | -33  |
| Sirmaur                 | 13.8 | 27   | 13.9 | 50   | 8.5  | -11  |
| Solan                   | 15.9 | 29   | 27.7 | 57   | 15.9 | 19   |
| Una                     | 34.4 | 287  | 36   | 221  | 4.8  | -43  |
| <b>Punjab</b>           |      |      |      |      |      |      |
| Amritsar                | 34.3 | 309  | 3.2  | -59  | 2.3  | -65  |
| Barnala                 | 23   | 290  | 5    | 117  | 0    | -100 |
| Bhatinda                | 6.8  | 48   | 5    | 35   | 2.9  | 16   |
| Faridkot                | 8    | 186  | 3    | 3    | 3.6  | -23  |
| Fatehgarh Saheb         | 0.3  | -89  | 4.5  | -33  | 3    | -46  |
| Ferozpur                | 9.1  | 224  | 1.8  | -59  | 4    | 29   |
| Gurdaspur               | 41.6 | 236  | 11.4 | -32  | 7.7  | -28  |
| Hoshiarpur              | 12.5 | 42   | 5.2  | -51  | 3.8  | -55  |
| Jalandhar               | 9    | 25   | 3.7  | -56  | 4.2  | -29  |
| Kapurthala              | 13   | 282  | 13.3 | 89   | 5.9  | 4    |
| Ludhiana                | 12.2 | 145  | 4.4  | -48  | 3    | -33  |
| Mansa                   | 4    | 0    | 2.6  | -24  | 0.7  | -68  |
| Moga                    | 4.6  | 48   | 3.4  | 13   | 1    | -69  |
| Muktesar                | 14.2 | 223  | 1.3  | -66  | 1.4  | -30  |

|                            |      |      |      |      |     |      |
|----------------------------|------|------|------|------|-----|------|
| Nawashahar                 | 27.9 | 335  | 5.7  | -41  | 1.2 | -86  |
| Patiala                    | 18.5 | 219  | 8.1  | 9    | 6   | 25   |
| Ropar                      | 11.3 | 38   | 11.7 | 48   | 1.7 | -93  |
| Sangrur                    | 5.9  | 43   | 5.7  | 22   | 2.4 | -18  |
| Sas Nagar (Mohali)         | 2    | -65  | 13.5 | 53   | 7   | -20  |
| TarnTaran                  | 23   | 311  | 6    | 2    | 12  | 193  |
| <b>Haryana,Chd,Delhi</b>   |      |      |      |      |     |      |
| <b>Haryana</b>             |      |      |      |      |     |      |
| Ambala                     | 9.6  | 19   | 9.4  | 46   | 6.1 | -16  |
| Bhiwani                    | 5.7  | 127  | 5.2  | 98   | 0   | -100 |
| Chandigarh                 | 7    | 52   | 11.9 | 24   | 9.7 | 45   |
| Faridabad                  | 1    | -74  | 10   | 79   | 0   | -100 |
| Fatehabad                  | 1.8  | -37  | 3.3  | 19   | 1.3 | -26  |
| Gurgaon                    | 0.2  | -91  | 5.8  | 48   | 1.3 | 14   |
| Hissar                     | 2    | -29  | 3.3  | 13   | 0   | -98  |
| Jhajar                     | 2.4  | -17  | 2    | -53  | 0   | -100 |
| Jind                       | 6.8  | 4    | 2.7  | -42  | 0   | -100 |
| Katihah                    | 23.3 | 705  | 6.7  | 59   | 3.3 | 52   |
| Karnal                     | 8.5  | 85   | 6    | 15   | 0.4 | -90  |
| Kurukshetra                | 15.5 | 297  | 9    | 50   | 2.8 | -44  |
| Mahendragarh               | 0.2  | -92  | 3.3  | -15  | 0   | -100 |
| Mewat                      | 0    | -100 | 5    | 72   | 0   | -100 |
| Palwal                     | 1.7  | -35  | 5.8  | 74   | 0.5 | -44  |
| Panchkula                  | 8.6  | 19   | 3.8  | -60  | 5.2 | 8    |
| Panipat                    | 0.5  | -82  | 3    | -45  | 0   | -100 |
| Rewari                     | 0.6  | -73  | 4.4  | 91   | 0   | -100 |
| Rohtak                     | 2    | -30  | 3.5  | -60  | 0   | -100 |
| Sirsa                      | 1.8  | -40  | 5    | 138  | 1.5 | 27   |
| Sonepat                    | 2.3  | -17  | 5.2  | -15  | 0   | -100 |
| Yamunanagar                | 6.9  | -8   | 8.5  | -4   | 5.8 | -32  |
| <b>Delhi</b>               |      |      |      |      |     |      |
| Central Delhi              | 1    | -66  | 0    | -100 | 0   | -100 |
| East Delhi                 | 2    | -31  | 1.4  | -75  | 0   | -100 |
| New Delhi                  | 2.8  | -5   | 6.9  | 26   | 0.2 | -97  |
| North Delhi                | 6.2  | 112  | 5    | -9   | 0   | -100 |
| North East Delhi           | 2.8  | -3   | 1.3  | -77  | 0   | -100 |
| North West Delhi           | 1    | -66  | 1    | -82  | 0.5 | -88  |
| South Delhi                | 1.9  | -36  | 7.4  | 35   | 9.1 | 112  |
| South West Delhi           | 4    | 37   | 4.7  | -15  | 0.1 | -98  |
| West Delhi                 | 0    | -100 | 0    | -100 | 0   | -100 |
| <b>Jammu &amp; Kashmir</b> |      |      |      |      |     |      |

|                            |       |       |      |      |      |      |
|----------------------------|-------|-------|------|------|------|------|
| Anantnag                   | 42.8  | 46    | 27.6 | -27  | 17.5 | -49  |
| Badgam                     | 12.4  | -41   | 12   | -35  | 6.8  | -68  |
| Bandipore                  | 37    | 19    | 5    | -85  | 4    | -92  |
| Baramula                   | 62.1  | 49    | 39.6 | 20   | 24.5 | -50  |
| Doda                       | 77.2  | 66    | 31   | -44  | 19.6 | -57  |
| Ganderbal                  | 15.2  | -8    | 28.6 | 37   | 16.8 | -31  |
| Jammu                      | 70.3  | 282   | 18   | 38   | 13.5 | -12  |
| Kargil                     | 46.4  | 1833  | 4.8  | -77  | 0.2  | -98  |
| Kathua                     | 42    | 182   | 8.6  | -11  | 8.9  | -61  |
| Kistwar                    | **    | **    | **   | **   | **   | **   |
| Kulgam                     | 54.8  | 346   | 27   | -28  | 27   | -21  |
| Kupwara                    | 55.4  | 75    | 30.2 | -35  | 17.9 | -64  |
| Ladakh(Leh)                | 32.9  | 3190  | 0    | -100 | 0    | -100 |
| Poonch                     | 10.3  | -20.0 | **   | **   | **   | **   |
| Pulwama                    | **    | **    | 10.9 | -41  | 7.2  | -64  |
| Rajouri                    | 76.6  | 1135  | 35   | 293  | 21.6 | 106  |
| Ramban                     | 128.1 | 149   | 52   | -6   | 23.8 | -48  |
| Reasi                      | 82.8  | 352   | 22.4 | -43  | 11.2 | -64  |
| Samba                      | 38.3  | 108   | 14   | 8    | 9    | -42  |
| Shopian                    | **    | **    | **   | **   | **   | **   |
| Srinagar                   | 11.6  | -30   | 19.5 | -7   | 15.7 | -35  |
| Udhampur                   | 93.6  | 177   | 27.6 | -30  | 18.1 | -41  |
| <b>East Madhya Pradesh</b> |       |       |      |      |      |      |
| Anuppur                    | 0     | -100  | 0.3  | -95  | 0    | -100 |
| Balaghat                   | 1.2   | -50   | 4.9  | 40   | 0    | -100 |
| Chhatarpur                 | 0     | -100  | 1.3  | -15  | 0    | -100 |
| Chindwara                  | 0.9   | -75   | 6.1  | 53   | 0    | -100 |
| Damoh                      | 1.5   | -21   | 0.5  | -81  | 0    | -100 |
| Dindori                    | 0     | -100  | 2    | -64  | 0    | -100 |
| Jabalpur                   | 0     | -100  | 0.4  | -88  | 0    | -100 |
| Katni                      | 0     | -100  | 17.8 | 456  | 0    | -100 |
| Mandla                     | 0     | -100  | 2.7  | -43  | 0    | -100 |
| Narsingpur                 | 0     | -100  | 0.6  | -67  | 0    | -100 |
| Panna                      | 0     | -100  | 0    | -100 | 0    | -100 |
| Rewa                       | 0.4   | -77   | 6.8  | 183  | 0    | -100 |
| Sagar                      | 0.2   | -90   | 0    | -99  | 0    | -100 |
| Satna                      | 0.6   | -70   | 1    | -57  | 0    | -100 |
| Seoni                      | 0     | -100  | 3.3  | -24  | 0    | -100 |
| Shahdol                    | 0     | -100  | 1    | -76  | 0    | -100 |
| Sidhi                      | 0     | -100  | 2.6  | -4   | 0    | -100 |
| Singrauli                  | 1     | -52   | 0    | -100 | 0    | -100 |

|                            |      |      |      |      |   |      |
|----------------------------|------|------|------|------|---|------|
| Tikamgarh                  | 0    | -100 | 0    | -100 | 0 | -100 |
| Umariya                    | 0    | -100 | 0    | -100 | 0 | -100 |
| <b>West Madhya Pradesh</b> |      |      |      |      |   |      |
| Agar                       | 0    | -100 | 0    | -100 | 0 | -100 |
| Alirajpur                  | 0    | -100 | 0    | -100 | 0 | -100 |
| Asoknagar                  | 0    | -100 | 0.8  | 50   | 0 | -100 |
| Barwani                    | 0    | -100 | 0    | -100 | 0 | -100 |
| Betul                      | 0    | -100 | 0    | -100 | 0 | -100 |
| Bhind                      | 11.4 | 611  | 5.4  | 286  | 0 | -100 |
| Bhopal                     | 0.4  | -73  | 0    | -100 | 0 | -100 |
| Burhanpur                  | 0    | -100 | 0    | -100 | 0 | -100 |
| Datia                      | 4.9  | 306  | 4.2  | 223  | 0 | -100 |
| Dewas                      | 0    | -100 | 0    | -100 | 0 | -100 |
| Dhar                       | 0    | -100 | 0    | -100 | 0 | -100 |
| Guna                       | 0    | -100 | 0.3  | -81  | 0 | -100 |
| Gwalior                    | 11   | 421  | 5.4  | 259  | 0 | -100 |
| Harda                      | 5    | 1567 | 13.2 | 676  | 0 | -100 |
| Hoshangabad                | 1.7  | 13   | 29.2 | 1117 | 0 | -100 |
| Indore                     | 0    | -100 | 0    | -100 | 0 | -100 |
| Jhabua                     | 1.8  | 1700 | 0    | -100 | 0 | -100 |
| Khandwa                    | 0    | -100 | 0    | -100 | 0 | -100 |
| Khargone                   | 0    | -100 | 0    | -100 | 0 | -100 |
| Mandsaur                   | 0    | -100 | 0    | -100 | 0 | -100 |
| Morena                     | 5    | 178  | 5.2  | 124  | 0 | -100 |
| Neemuch                    | 2    | 186  | 0    | -100 | 0 | -100 |
| Raisen                     | 0.2  | -76  | 0    | -100 | 0 | -100 |
| Rajgarh                    | 0    | -100 | 0    | -100 | 0 | -100 |
| Ratlam                     | 0    | -100 | 0    | -100 | 0 | -100 |
| Sehore                     | 1.8  | 125  | 3.2  | 113  | 0 | -100 |
| Shajapur                   | 0    | -100 | 0    | -100 | 0 | -100 |
| Sheopur Kalani             | 3.1  | 520  | 1.5  | 67   | 0 | -100 |
| Shivpuri                   | 0.5  | -67  | 0.3  | -81  | 0 | -100 |
| Ujjain                     | 0    | -100 | 0    | -100 | 0 | -100 |
| Vidisha                    | 1.2  | 20   | 0    | -100 | 0 | -100 |
| <b>Chhattisgarh</b>        |      |      |      |      |   |      |
| Balod                      | 0    | -100 | 11.4 | 245  | 0 | -100 |
| Baloda Bazar               | 2.7  | -1   | 0    | -100 | 0 | -100 |
| Balrampur                  | 4    | 48   | 3    | 76   | 0 | -100 |
| Bastar                     | 0    | -100 | 0    | -100 | 0 | -100 |
| Bemetara                   | 0    | -100 | 0    | -100 | 0 | -100 |
| Bijapur                    | 0    | -100 | 0    | -100 | 0 | -100 |

|                           |      |      |      |      |      |      |
|---------------------------|------|------|------|------|------|------|
| Bilaspur                  | 1    | -65  | 1.1  | -80  | 0    | -100 |
| Dantewara                 | 0    | -100 | 2.3  | 475  | 0    | -100 |
| Dhamtari                  | 0    | -100 | 4.3  | 87   | 19.2 | 2033 |
| Durg                      | 0    | -100 | 5.6  | 70   | 0    | -100 |
| Gariaband                 | 0    | -100 | 0    | -100 | 0    | -100 |
| Janjgir                   | 1    | -62  | 0.7  | -78  | 0    | -100 |
| Jashpurnagar              | 5.8  | -10  | 0.6  | -90  | 0    | -100 |
| Kabirdham                 | 0    | -100 | 0    | -100 | 0    | -100 |
| Kanker                    | 0    | -100 | 0    | -100 | 0    | -100 |
| Kondagaon                 | 0    | -100 | 23   | 1050 | 0    | -100 |
| Korba                     | 9.8  | 656  | 0.8  | -88  | 0    | -100 |
| Koriya                    | 1.3  | -11  | 0    | -100 | 0    | -100 |
| Mahasumund                | 0    | -100 | 0    | -100 | 0    | -100 |
| Mungeli                   | 10.4 | 285  | 0    | -100 | 2    | -57  |
| Narayanpur                | 0    | -100 | 0    | -100 | 0    | -100 |
| Raigarh                   | 4.5  | 51   | 0.7  | -85  | 0    | -100 |
| Raipur                    | 0.3  | -88  | 0.4  | -89  | 0    | -100 |
| Rajnandgaon               | 0    | -100 | 20.2 | 743  | 0    | -100 |
| Sukma                     | 0    | -100 | 0    | -100 | 0    | -100 |
| Surajpur                  | 0    | -100 | 1.6  | -6   | 0    | -100 |
| Surguja                   | 0.2  | -94  | 1.5  | -70  | 0    | -100 |
| <b>East Uttar Pradesh</b> |      |      |      |      |      |      |
| Allahabad                 | 0    | -100 | 0.2  | -93  | 0    | -100 |
| Ambedkar Nagar            | 2    | 18   | 0    | -100 | 0    | -100 |
| Azamgarh                  | 4    | 67   | 2.3  | -41  | 0    | -100 |
| Bahraich                  | 7.2  | 201  | 11.9 | 204  | 0    | -100 |
| Ballia                    | 1.1  | -6   | 2.5  | 95   | 0    | -100 |
| Balrampur                 | 0    | -100 | 1    | -52  | 0    | -100 |
| Banda                     | 0    | -100 | 0.5  | -74  | 0    | -100 |
| Barabanki                 | 3.2  | 59   | 4.9  | 83   | 0    | -100 |
| Basti                     | 0    | -100 | 3.4  | 31   | 0    | -100 |
| Chandauli                 | 1    | 11   | 1    | -62  | 0    | -100 |
| Deoria                    | 0    | -100 | 1    | -44  | 0    | -100 |
| Faizabad                  | 1    | -89  | 2.8  | 45   | 0    | -100 |
| Farrukhabad               | 0    | -100 | 0    | -100 | 0    | -100 |
| Fatehpur                  | 3.2  | 97   | 10   | 223  | 0    | -100 |
| Gazipur                   | 0    | -100 | 2.7  | 57   | 0    | -100 |
| Gonda                     | 1.7  | -2   | 2.1  | -14  | 0    | -100 |
| Gorakhpur                 | 0    | -100 | 4    | 48   | 0    | -100 |
| Hardoi                    | 0    | -100 | 2.6  | -9   | 0    | -100 |
| Jaunpur                   | 2.7  | 5    | 12.8 | 246  | 0    | -100 |

|                           |      |      |      |      |   |      |
|---------------------------|------|------|------|------|---|------|
| Kannauj                   | 0.7  | -61  | 1.7  | -21  | 0 | -100 |
| Kanpur City               | 20   | 809  | 11.8 | 258  | 0 | -100 |
| Kanpur Dehat              | 2.5  | 48   | 8.4  | 302  | 0 | -100 |
| Kaushambi                 | 2.6  | 62   | 4    | 122  | 0 | -100 |
| Kheri                     | 0    | -100 | 0    | -100 | 0 | -100 |
| Kushi nagar               | 8.9  | 162  | 18.2 | 379  | 0 | -100 |
| Lucknow                   | 0    | -100 | 6.5  | 141  | 0 | -100 |
| Maharajganj               | 1.5  | -35  | 3.2  | 39   | 0 | -100 |
| Mau                       | 0    | -100 | 2.5  | 19   | 0 | -100 |
| Mirzapur                  | 0.2  | -90  | 0    | -100 | 0 | -100 |
| Pratapgarh                | 0    | -100 | 0    | -100 | 0 | -100 |
| RaiBareilly               | 0    | -100 | 3.7  | 36   | 0 | -100 |
| Sahuji Maharajnagar       | 0.4  | -71  | 2.1  | 21   | 0 | -100 |
| Sant Kabirnagar           | 0    | -100 | 3    | 43   | 0 | -100 |
| Sant Ravidas Nagar        | 0    | -100 | 0    | -100 | 0 | -100 |
| Shrawasti                 | 4    | 67   | 3    | -23  | 0 | -100 |
| Sidharthnagar             | 0    | -100 | 5    | 127  | 0 | -100 |
| Sitapur                   | 13.7 | 356  | 14   | 259  | 0 | -100 |
| Sonbhadra                 | 0.2  | -95  | 10   | 211  | 0 | -100 |
| Sultanpur                 | 0.1  | -94  | 2.6  | 24   | 0 | -100 |
| Unnao                     | 29.5 | 794  | 4.5  | 80   | 0 | -100 |
| Varanasi                  | 0.7  | -61  | 0    | -100 | 0 | -100 |
| <b>West Uttar Pradesh</b> |      |      |      |      |   |      |
| Agra                      | 5.2  | 126  | 6.4  | 180  | 0 | -100 |
| Aligarh                   | 1.7  | -40  | 9.7  | 288  | 0 | -100 |
| Auraiya                   | 3    | -11  | 3    | 25   | 0 | -100 |
| Badaun                    | 6.2  | 82   | 8.9  | 161  | 0 | -100 |
| Baghpat                   | 4.5  | 87   | 5    | 39   | 0 | -100 |
| Bareilly                  | 4.3  | 29   | 11.7 | 193  | 0 | -100 |
| Bijnor                    | 4.6  | -11  | 18.9 | 125  | 0 | -100 |
| Bulandsahar               | 3.3  | 19   | 13.7 | 316  | 0 | -100 |
| Etah                      | 0.7  | -71  | 11   | 206  | 0 | -100 |
| Etawah                    | 19   | 1088 | 2    | -31  | 0 | -100 |
| Firozabad                 | 0.5  | -67  | 3    | 36   | 0 | -100 |
| GBNagar                   | 2    | -31  | 19   | 245  | 0 | -100 |
| Ghaziabad                 | 1.8  | -38  | 3.1  | -44  | 0 | -100 |
| Hamirpur                  | 0.7  | -49  | 2    | -9   | 0 | -100 |
| Jalaun                    | 0    | -100 | 11.3 | 710  | 0 | -100 |
| Jhansi                    | 0    | -100 | 0.8  | -43  | 0 | -100 |
| Jotiba Phule Nagar        | 8    | 264  | 5    | 6    | 0 | -100 |
| Kanshiramnagar            | 22   | 746  | 15   | 369  | 0 | -100 |



|                    |      |      |      |      |     |      |
|--------------------|------|------|------|------|-----|------|
| Lalitpur           | 0    | -100 | 0    | -100 | 0   | -100 |
| Mahamaya Nagar     | 1    | -41  | 12   | 275  | 0   | -100 |
| Mahoba             | 0    | -100 | 2    | 18   | 0   | -100 |
| Mainpuri           | 3    | 43   | 2    | -20  | 0   | -100 |
| Mathura            | 0    | -100 | 4    | 14   | 0   | -100 |
| Meerut             | 0.1  | -98  | 5.8  | -16  | 0   | -100 |
| Moradabad          | 5.1  | 34   | 10.7 | 124  | 0   | -100 |
| Muzzaffarnagar     | 0.9  | -75  | 2.7  | -26  | 0   | -100 |
| Pilibhit           | 3.2  | -13  | 8.5  | 102  | 0   | -100 |
| Rampur             | 2.3  | -50  | 4.7  | -29  | 0   | -100 |
| Saharanpur         | 3.3  | -10  | 3.7  | -13  | 0   | -100 |
| Shahjahanpur       | 2.1  | -29  | 11.4 | 178  | 0   | -100 |
| <b>Uttarakhand</b> |      |      |      |      |     |      |
| Almora             | 18.4 | 175  | 20.9 | 43   | 1.7 | -85  |
| Bageshwar          | 28.3 | 323  | 21.7 | 48   | 1.7 | -84  |
| Chamoli            | 43   | 126  | 22.7 | 21   | 5.1 | -68  |
| Champawat          | 12.5 | 76   | 21.5 | 129  | 0   | -100 |
| Dehradun           | 17.9 | 126  | 21.7 | 85   | 7.1 | -33  |
| Garhwal Pauri      | 15.9 | 165  | 16.7 | 94   | 1.4 | -81  |
| Garhwal Tehri      | 41.2 | 373  | 21.1 | 32   | 5.2 | -60  |
| Haridwar           | 5.5  | -23  | 7.5  | -35  | 0   | -100 |
| Nainital           | 15.9 | 112  | 34.2 | 200  | 1.6 | -72  |
| Pithorgarh         | 38.4 | 167  | 35.1 | 137  | 2.8 | -82  |
| Rudraprayag        | 24.8 | 89   | 17.3 | -13  | 3.5 | -83  |
| Udham Sing Nagar   | 2.1  | -36  | 7.7  | 87   | 0.2 | -90  |
| Uttarkashi         | 36.3 | 230  | 16.3 | -11  | 7.1 | -65  |
| <b>Bihar</b>       |      |      |      |      |     |      |
| Araria             | 0    | -100 | 7    | 218  | 0   | -100 |
| Arwal              | 6.4  | 178  | 4.1  | 356  | 0   | -100 |
| Aurangabad         | 0    | -100 | 1    | -58  | 0   | -100 |
| Banka              | 8.9  | 197  | 3    | 100  | 0   | -100 |
| Begusarai          | 0    | -100 | 16.2 | 260  | 0   | -100 |
| Bhabua             | 2.2  | 29   | 0.4  | -88  | 0   | -100 |
| Bhagalpur          | 5.3  | 152  | 6.9  | 165  | 0   | -100 |
| Bhojpur            | 4.3  | 59   | 1.8  | -10  | 0   | -100 |
| Buxar              | 0    | -100 | 3    | 15   | 0   | -100 |
| Darbhangha         | 0    | -100 | 7    | 252  | 0   | -100 |
| East Champaran     | 0    | -100 | 11.7 | 961  | 0   | -100 |
| Gaya               | 3.4  | 114  | 1.5  | -31  | 0   | -100 |
| Gopalganj          | 0    | -100 | 1.9  | 38   | 0   | -100 |
| Jahanabad          | 4.7  | 74   | 1.4  | 100  | 0   | -100 |

|                  |      |      |      |      |   |      |
|------------------|------|------|------|------|---|------|
| Jamui            | 9.6  | 256  | 4.2  | 75   | 0 | -100 |
| Kathihar         | 2.5  | 33   | 4.9  | 274  | 0 | -100 |
| Khagadia         | 3.9  | 222  | 0.7  | 600  | 0 | -100 |
| Kishanganj       | 0    | -100 | 4.5  | 62   | 0 | -100 |
| Lakhisarai       | 6.9  | 281  | 2.3  | -33  | 0 | -100 |
| Madhepura        | 0    | -100 | 4.9  | 224  | 0 | -100 |
| Madhubani        | 0.7  | -73  | 0    | -100 | 0 | -100 |
| Monghyar         | 2.8  | 56   | 0    | -100 | 0 | -100 |
| Muzaffarpur      | 1.1  | -10  | 21.6 | 1340 | 0 | -100 |
| Nalanda          | 10.9 | 987  | 4    | 8    | 0 | -100 |
| Nawada           | 8.6  | 258  | 6.4  | 167  | 0 | -100 |
| Patna            | 2.6  | 37   | 0.3  | -86  | 0 | -100 |
| Purnea           | 0    | -100 | 8.7  | 383  | 0 | -100 |
| Rohtas           | 1.5  | 2    | 1.1  | -74  | 0 | -100 |
| Saharsha         | 1.6  | -71  | 6.1  | 771  | 0 | -100 |
| Samstipur        | 1.1  | -48  | 17.7 | 1003 | 0 | -100 |
| Saran            | 1    | -29  | 1.7  | -45  | 0 | -100 |
| Sheikpura        | 11.8 | 556  | 2    | -43  | 0 | -100 |
| Sheohar          | 0    | -100 | 4.8  | 300  | 0 | -100 |
| Sitamarhi        | 0    | -100 | 6.9  | 471  | 0 | -100 |
| Siwan            | 0    | -100 | 0.7  | -67  | 0 | -100 |
| Supaul           | 0    | -100 | 2.6  | 38   | 0 | -100 |
| Vaishali         | 2.5  | 178  | 6.4  | 237  | 0 | -100 |
| West Champaran   | 0    | -100 | 26   | 1201 | 0 | -100 |
| <b>Jharkhand</b> |      |      |      |      |   |      |
| Bokaro           | 17.4 | 461  | 12.2 | 452  | 0 | -100 |
| Chatra           | 3.3  | 4    | 4.5  | 114  | 0 | -100 |
| Deoghar          | 8.1  | 285  | 12.8 | 1721 | 0 | -100 |
| Dhanbad          | 9.3  | 172  | 11.2 | 155  | 0 | -100 |
| Dumka            | 2.8  | 8    | 21.8 | 738  | 0 | -100 |
| East Singbhum    | 53.2 | 922  | 6    | 15   | 0 | -100 |
| Garhwa           | 0.8  | -43  | 4.4  | 132  | 0 | -100 |
| Giridih          | 5.4  | 260  | 6.4  | 129  | 0 | -100 |
| Godda            | 0    | -100 | 0    | -100 | 0 | -100 |
| Gumla            | 1.1  | -80  | 3.8  | -37  | 0 | -100 |
| Hazaribagh       | 8.8  | 252  | 6.3  | 62   | 0 | -100 |
| Jamtara          | 2.7  | 33   | 10.7 | 295  | 0 | -100 |
| Khunti           | 5.8  | 0    | 1.3  | -80  | 0 | -100 |
| Koderrna         | 0    | -100 | 5.3  | 98   | 0 | -100 |
| Latehar          | 16.4 | 397  | 3.4  | -28  | 0 | -100 |
| Lohardagga       | 5    | 22   | 3    | -41  | 0 | -100 |

|                       |      |      |      |      |     |      |
|-----------------------|------|------|------|------|-----|------|
| Pakur                 | 0    | -100 | 11.1 | 344  | 0   | -100 |
| Palamau               | 3.3  | 44   | 2.9  | 15   | 0   | -100 |
| Ramgarh               | 11.4 | 266  | 2.9  | -15  | 0   | -100 |
| Ranchi                | 8.8  | 62   | 5    | -25  | 0   | -100 |
| Sahebganj             | **   | **   | **   | **   | **  | **   |
| Saraikela             | 7.6  | 65   | 5.8  | 2    | 0   | -100 |
| Simdega               | 8.4  | 29   | 9.2  | 74   | 0   | -100 |
| West Singhbhum        | 24.2 | 553  | 0    | -100 | 0   | -100 |
| <b>East Rajasthan</b> |      |      |      |      |     |      |
| Ajmer                 | 0.2  | -55  | 0.1  | -75  | 0   | -100 |
| Alwar                 | 0    | -100 | 5.3  | 88   | 0   | -100 |
| Banswara              | 0    | -100 | 0    | -100 | 0   | -100 |
| Baran                 | 0    | -100 | 0    | -100 | 0   | -100 |
| Bharatpur             | 1.8  | -18  | 5.4  | 125  | 0   | -100 |
| Bhilwara              | 0.2  | -83  | 0    | -100 | 0   | -100 |
| Bundi                 | 0    | -100 | 0    | -100 | 0   | -100 |
| Chittorgarh           | 0.2  | -39  | 0    | -100 | 0   | -100 |
| Dausa                 | 0    | -100 | 2.8  | 75   | 0   | -100 |
| Dholpur               | 2    | -17  | 3.8  | 83   | 0   | -100 |
| Dungarpur             | 0    | -100 | 0    | -100 | 0   | -100 |
| Jaipur                | 0.9  | -60  | 0    | -100 | 0   | -100 |
| Jhalawar              | 0    | -100 | 0    | -100 | 0   | -100 |
| Jhunjhunu             | 0    | -100 | 3.2  | 46   | 0   | -100 |
| Karauli               | 2.2  | -2   | 0    | -100 | 0   | -100 |
| Kota                  | 0    | -100 | 0    | -100 | 0   | -100 |
| Pratapgarh            | 0    | -100 | 0    | -100 | 0   | -100 |
| Rajsamand             | 0    | -100 | 0    | -100 | 0   | -100 |
| Sawai Madhopur        | 1    | -40  | 0.5  | -58  | 0   | -100 |
| Sikar                 | 0    | -100 | 1.6  | -4   | 0   | -100 |
| Sirohi                | 0    | -100 | 0    | -100 | 0   | -100 |
| Tonk                  | 1.4  | 9    | 0.6  | -25  | 0   | -100 |
| Udaipur               | 0    | -100 | 0    | -100 | 0   | -100 |
| <b>West Rajasthan</b> |      |      |      |      |     |      |
| Barmer                | 0    | -100 | 0    | -100 | 0.1 | -82  |
| Bikaner               | 0.8  | -35  | 0.6  | -67  | 0   | -100 |
| Churu                 | 0.3  | -74  | 1    | -52  | 0   | -100 |
| Hanumangarh           | 3.9  | 197  | 4.6  | 205  | 3.3 | 229  |
| Jaisalmer             | 1.6  | 293  | 1    | 157  | 1   | 200  |
| Jalore                | 0    | -100 | 0    | -100 | 0   | -100 |
| Jodhpur               | 0    | -100 | 0.1  | -86  | 0.2 | 122  |
| Nagaur                | 0    | -100 | 0    | -100 | 0   | -100 |

|                             |     |      |     |      |     |      |
|-----------------------------|-----|------|-----|------|-----|------|
| Pali                        | 0   | -100 | 0   | -100 | 0   | -100 |
| Sri Ganganagar              | 4.5 | 203  | 1.4 | -36  | 2.8 | 83   |
| <b>Gujarat Region</b>       |     |      |     |      |     |      |
| Ahmedabad                   | 0   | -100 | 0   | -100 | 0   | -100 |
| Anand                       | 0   | -100 | 0   | -100 | 0   | -100 |
| Aravalli                    | 3.7 | 3567 | 0   | -100 | 0   | -100 |
| Banaskantha                 | 0.5 | -30  | 0   | -100 | 0   | -100 |
| Bharuch                     | 0   | -100 | 0   | -100 | 0   | -100 |
| Chhota Udepur               | 0   | -100 | 0   | -100 | 0   | -100 |
| DNH                         | 0   | -100 | 0   | -100 | 0   | -100 |
| Dahod                       | 0   | -100 | 0   | -100 | 0   | -100 |
| Daman                       | 0   | -100 | 0   | -100 | 0   | -100 |
| Dangs                       | 0   | -100 | 0   | -100 | 0   | -100 |
| Gandhinagar                 | 0   | -100 | 0   | -100 | 0   | -100 |
| Kheda                       | 0   | -100 | 0   | -100 | 0   | -100 |
| Mahisagar                   | 0   | -100 | 0   | -100 | 0   | -100 |
| Mehsana                     | 0.9 | 200  | 0   | -100 | 0   | -100 |
| Narmada                     | 0   | -100 | 0   | -100 | 0   | -100 |
| Navsari                     | 0   | -100 | 0   | -100 | 0   | -100 |
| Panchmahal                  | 0   | -100 | 0   | -100 | 0   | -100 |
| Patan                       | 1.4 | 1344 | 0   | -100 | 0   | -100 |
| Sabarkantha                 | 0.5 | 150  | 0   | -100 | 0   | -100 |
| Surat                       | 0   | -100 | 0   | -100 | 0   | -100 |
| Tapi                        | 0   | -100 | 0   | -100 | 0   | -100 |
| Vadodara                    | 0   | -100 | 0   | -100 | 0   | -100 |
| Valsad                      | 0   | -100 | 0   | -100 | 0   | -100 |
| <b>S K &amp; Diu region</b> |     |      |     |      |     |      |
| Amreli                      | 0   | -100 | 0   | -100 | 0   | -100 |
| Bhavnagar                   | 0   | -100 | 0   | -100 | 0   | -100 |
| Botad                       | 0   | -100 | 0   | -100 | 0   | -100 |
| Devbhoomi Dwarka            | 0   | -100 | 0   | -100 | 0   | -100 |
| Diu                         | 0   | -100 | 0   | -100 | 0   | -100 |
| Gir Somnath                 | 0.1 | 200  | 0   | -100 | 0   | -100 |
| Jamnagar                    | 0   | -100 | 0   | -100 | 0   | -100 |
| Junagarh                    | 0   | -100 | 0   | -100 | 0   | -100 |
| Kutch                       | 0.7 | 569  | 0   | -100 | 0   | -100 |
| Morbi                       | 0   | -100 | 0   | -100 | 0   | -100 |
| Porbandar                   | 0   | -100 | 0   | -100 | 0   | -100 |
| Rajkot                      | 0   | -100 | 0   | -100 | 0   | -100 |
| Surendranagar               | 0   | -100 | 0   | -100 | 0   | -100 |
| <b>Maharashtra</b>          |     |      |     |      |     |      |

|                           |     |      |      |      |     |      |
|---------------------------|-----|------|------|------|-----|------|
| <b>Konkan &amp; Goa</b>   |     |      |      |      |     |      |
| Mumbai City               | 0   | -100 | 0    | -100 | 0   | -100 |
| Mumbai Suburban           | 0   | -100 | 0    | -100 | 0   | -100 |
| North Goa                 | 0   | -100 | 0    | -100 | 0   | -100 |
| Raigad                    | 0   | -100 | 0    | -100 | 0   | -100 |
| Ratnagiri                 | 0   | -100 | 0    | -100 | 0   | -100 |
| Sindhudurg                | 0   | -100 | 0    | -100 | 0   | -100 |
| South Goa                 | 0   | -100 | 0    | -100 | 0   | -100 |
| Thane                     | 0   | -100 | **   | **   | **  | **   |
| <b>Madhya Maharashtra</b> |     |      |      |      |     |      |
| Ahmednagar                | 0   | -100 | 0    | -100 | 0   | -100 |
| Dhule                     | 0   | -100 | **   | **   | **  | **   |
| Jalgaon                   | 0   | -100 | 0    | -100 | 0   | -100 |
| Kolhapur                  | 0   | -100 | 0    | -100 | 0   | -100 |
| Nandurbar                 | 0   | -100 | 0    | -100 | **  | **   |
| Nasik                     | 0   | -100 | 0    | -100 | 0   | -100 |
| Pune                      | 0   | -100 | 0    | -100 | 0   | -100 |
| Sangli                    | 0   | -100 | 0    | -100 | 0   | -100 |
| Satara                    | 0   | -100 | 0    | -100 | 0   | -100 |
| Solapur                   | 0   | -100 | 0    | -100 | 0   | -100 |
| <b>Marathwada</b>         |     |      |      |      |     |      |
| Aurangabad                | 0   | -100 | 0    | -100 | 0   | -100 |
| Beed                      | 1.7 | 52   | 0    | -100 | 0   | -100 |
| Hingoli                   | 0   | -100 | **   | **   | **  | **   |
| Jalna                     | 0   | -100 | 0    | -100 | 0   | -100 |
| Latur                     | 0   | -100 | 0    | -100 | 0   | -100 |
| Nanded                    | 0   | -100 | 0    | -100 | 0   | -100 |
| Osmanabad                 | 0   | -100 | 0    | -100 | 0   | -100 |
| Parbhani                  | 0   | -100 | 0    | -100 | 0   | -100 |
| <b>Vidarbha</b>           |     |      |      |      |     |      |
| Akola                     | 0.2 | -90  | 0    | -100 | 0   | -100 |
| Amraoti                   | 0   | -100 | 0    | -100 | 0   | -100 |
| Bhandara                  | 0   | -100 | 0    | -100 | 0   | -100 |
| Buldhana                  | 0   | -100 | 0    | -100 | 0   | -100 |
| Chandrapur                | 0   | -100 | 0    | -100 | 0.1 | -97  |
| Gadchiroli                | 0   | -100 | 0    | -100 | 0.2 | -93  |
| Gondia                    | 0   | -100 | 11.5 | 237  | 0   | -100 |
| Nagpur                    | 0   | -100 | 2.6  | -19  | 0   | -100 |
| Wardha                    | 0   | -100 | 0    | -100 | 0   | -100 |
| Washim                    | 0   | -100 | 0    | -100 | 0   | -100 |
| Yeotmal                   | 0   | -100 | 0    | -100 | 0   | -100 |

|   |      |      |      |      |     |      |
|---|------|------|------|------|-----|------|
| <b>Odisha</b>   |      |      |      |      |     |      |
| Angul   | 9    | 83   | 6.2  | -37  | 0   | -100 |
| Balasore  | 45.8 | 472  | 21.7 | 86   | 0.1 | -99  |
| Bargarh   | 2.6  | -35  | 0    | -100 | 1.8 | -27  |
| Bhadrak   | 13   | 26   | 20.4 | 79   | 0   | -100 |
| Bolangir  | 0.3  | -90  | 0.2  | -96  | 0   | -100 |
| Boudh   | 4.7  | -17  | 1.7  | -87  | 0   | -100 |
| Cuttack   | 5.7  | -20  | 30.6 | 344  | 0.8 | -89  |
| Deogarh   | 23.7 | 464  | 2.1  | -60  | 0   | -100 |
| Dhenkanal   | 2    | -70  | 13.4 | 50   | 0   | -100 |
| Gajapati  | 2.5  | -70  | 15.6 | 130  | 0.8 | -96  |
| Ganjam  | 0    | -100 | 10.5 | 62   | 0.9 | -91  |
| Jagatsingpur  | 0    | -100 | 12.8 | 120  | 0   | -100 |
| Jajpur  | 12.7 | 48   | 19.3 | 23   | 0   | -100 |
| Jharsuguda  | 22.2 | 312  | 0.2  | -97  | 0   | -100 |
| Kalahandi   | 0    | -100 | 5.4  | 144  | 0.3 | -92  |
| Kandhamal   | 4.2  | -25  | 18.3 | 46   | 0.4 | -92  |
| Kendrapara  | 0    | -100 | 19.7 | 28   | 0   | -100 |
| Keonjhar  | 36.6 | 358  | 11.5 | -33  | 0   | -100 |
| Khurda  | 0    | -99  | 29   | 230  | 0   | -100 |
| Koraput   | 0    | -100 | 4.3  | 15   | 0   | -100 |
| Malkangiri  | 0    | -100 | 1    | -29  | 0   | -100 |
| Mayurbhanj  | 50.3 | 562  | 18   | 47   | 0.1 | -99  |
| Nawapara  | 0    | -100 | 0    | -100 | 0   | -100 |
| Nawarangpur   | 0    | -100 | 4.9  | 97   | 0   | -100 |
| Nayagarh  | 10.2 | 31   | 43   | 400  | 0   | -100 |
| Puri  | 0    | -100 | 8.5  | 113  | 2   | -61  |
| Rayagada  | 0.3  | -96  | 5    | -8   | 0.4 | -96  |
| Sambalpur   | 14   | 234  | 0    | -99  | 0   | -100 |
| Sonepur   | 0    | -100 | 0.8  | -83  | 0   | -100 |
| Sundargarh  | 20.1 | 379  | 1.2  | -79  | 0   | -100 |
| <b>West Bengal, Andaman<br/>&amp; Nicobar Islands</b> |      |      |      |      |     |      |
| <b>A &amp; N ISLAND</b>                               |      |      |      |      |     |      |
| Nicobar   | 1.4  | -88  | 0    | -100 | 0.3 | -98  |
| North & Middle Andaman                                | 0    | -100 | 0    | -100 | 0   | -100 |
| South Andaman   | 0    | -100 | 0    | -100 | 0   | -100 |
| <b>GWB</b>  |      |      |      |      |     |      |
| Bankura   | 24.3 | 737  | 5.9  | 40   | 0   | -100 |
| Birbhum   | 9.5  | 278  | 13.3 | 241  | 1.1 | -75  |


|                          |      |      |       |      |      |      |
|--------------------------|------|------|-------|------|------|------|
| Burdwan                  | 30.9 | 635  | 20.5  | 356  | 0    | -100 |
| East Midnapore           | 96.2 | 2136 | 36.1  | 447  | 0    | -100 |
| Hooghly                  | 81.5 | 1048 | 10.5  | 200  | 0    | -100 |
| Howrah                   | 77.2 | 1279 | 68.2  | 1187 | 0    | -100 |
| Kolkata                  | 78.2 | 854  | 78.1  | 1180 | 0    | -100 |
| Murshidabad              | 7    | 133  | 14    | 312  | 0    | -100 |
| Nadia                    | 57.6 | 2780 | 15.4  | 412  | 0    | -100 |
| 24 Pargana (N)           | 86.6 | 1504 | 103   | 2542 | 0    | -100 |
| Purulia                  | 18.6 | 364  | 6.3   | 17   | 0.1  | -98  |
| 24 Pargana (S)           | 61.3 | 814  | 165.4 | 1521 | 0    | -100 |
| West Midnapore           | 67.6 | 1549 | 96.4  | 1298 | 0    | -100 |
| <b>SHWB &amp; Sikkim</b> |      |      |       |      |      |      |
| Cooch Behar              | 0    | -100 | 48.2  | 1239 | 0    | -100 |
| Darjeeling               | 1.4  | -78  | 20.5  | 128  | 0    | -100 |
| East Sikkim              | 2.4  | -82  | 16.5  | 30   | 7.5  | -38  |
| Jalpaiguri               | 4.5  | 32   | 24.3  | 477  | 0    | -100 |
| Malda                    | 1.1  | -70  | 35.6  | 1518 | 0    | -100 |
| North Dinajpur           | 0    | -100 | 6     | 445  | 0    | -100 |
| North Sikkim             | 27.3 | -4   | 82.2  | 187  | 15.7 | -63  |
| South Dinajpur           | 0    | -100 | 0     | -100 | 0    | -100 |
| South Sikkim             | 0    | -100 | 14.2  | 12   | 5.2  | -57  |
| West Sikkim              | 4.8  | -83  | 22    | -23  | 6    | -86  |
| <b>Karnataka</b>         |      |      |       |      |      |      |
| <b>Coastal Karnataka</b> |      |      |       |      |      |      |
| Dakshina Kannada         | 0    | -100 | 0     | -100 | 0    | -100 |
| Udupi                    | 0    | -100 | 0     | -100 | 2.5  | 178  |
| Uttara Kannada           | 0    | -100 | 0     | -100 | 0    | -100 |
| <b>N I Karnataka</b>     |      |      |       |      |      |      |
| Bagalkote                | 0    | -100 | 0     | -100 | 0    | -100 |
| Belagavi                 | 0    | -100 | 0     | -100 | 0    | -100 |
| Bidar                    | 0    | -100 | 0     | -100 | 0    | -100 |
| Dharwad                  | 0    | -100 | 0     | -100 | 0    | -100 |
| Gadag                    | 0    | -100 | 0     | -100 | 0    | -100 |
| Haveri                   | 0    | -100 | 0     | -100 | 0    | -100 |
| Kalaburgi                | 0    | -100 | 0     | -100 | 0    | -100 |
| Koppal                   | 0    | -100 | 0     | -100 | 0    | -100 |
| Raichur                  | 0    | -100 | 0     | -100 | 0    | -100 |
| Vijayapura               | 0    | -100 | 0     | -100 | 0    | -100 |
| Yadgir                   | 0    | -100 | 0     | -100 | 0    | -100 |
| <b>S I Karnataka</b>     |      |      |       |      |      |      |
| Ballari                  | 0    | -100 | 0     | -100 | 0    | -100 |


|                    |     |      |      |      |      |      |
|--------------------|-----|------|------|------|------|------|
| Bangalore Rural    | 0   | -100 | 0    | -100 | 0    | -100 |
| Bangalore Urban    | 0   | -100 | 0    | -100 | 0    | -100 |
| Chamarajanagar     | 0   | -100 | 0    | -100 | 0    | -100 |
| Chikaballapur      | 0   | -100 | 0.4  | -84  | 0    | -100 |
| Chikkamagaluru     | 0   | -100 | 0    | -100 | 0    | -100 |
| Chitradurga        | 0   | -100 | 0    | -100 | 0    | -100 |
| Davangere          | 0   | -100 | 0    | -100 | 0    | -100 |
| Hassan             | 0   | -100 | 6.4  | 98   | 0.7  | -67  |
| Kodagu             | 0   | -100 | 0    | -100 | 4.6  | 38   |
| Kolar              | 0   | -100 | 0    | -100 | 0    | -100 |
| Mandya             | 0   | -100 | 0.1  | -96  | 0    | -100 |
| Mysuru             | 0   | -100 | 2.9  | 36   | 0    | -100 |
| Ramanagara         | 0   | -100 | 0    | -100 | 0    | -100 |
| Shivamogga         | 0   | -100 | 0    | -100 | 0    | -100 |
| Tumakuru           | 0   | -100 | 0    | -100 | 0    | -100 |
| <b>Kerala</b>      |     |      |      |      |      |      |
| Alappuzha          | 0   | -100 | 4.1  | -32  | 5.1  | -51  |
| Kannur             | 0   | -100 | 0    | -100 | 0.8  | -58  |
| Ernakulam          | 0   | -100 | 2.4  | -35  | 1.6  | -73  |
| Idukki             | 0   | -100 | 2.6  | -69  | 11.5 | 50   |
| Kasaragod          | 0   | -100 | 0    | -100 | 0    | -100 |
| Kollam             | 0   | -100 | 0.5  | -95  | 24.9 | 93   |
| Kottayam           | 0   | -100 | 6.1  | 29   | 8    | -32  |
| Kozhikode          | 0   | -100 | 0    | -100 | 0.4  | -81  |
| Malappuram         | 0   | -100 | 0    | -100 | 0.3  | -90  |
| Palakkad           | 0   | -100 | 0    | -100 | 1.5  | -65  |
| Pathanamthitta     | 0   | -100 | 17.2 | 72   | 22.9 | 45   |
| Thiruvananthapuram | 0   | -100 | 0    | -100 | 0.2  | -95  |
| Thrissur           | 0   | -100 | 0    | -100 | 3.7  | 66   |
| Wayanad            | 0   | -100 | 3.1  | 69   | 0.2  | -93  |
| <b>Tamil Nadu</b>  |     |      |      |      |      |      |
| Ariyalur           | 0   | -100 | 0    | -100 | 0    | -100 |
| Chennai            | 0   | -100 | 1.5  | 275  | 0    | -100 |
| Coimbatore         | 0   | -100 | 0.1  | -95  | 1.6  | -78  |
| Cuddalore          | 0   | -100 | 0    | -100 | 0    | -100 |
| Dharmapuri         | 0   | -100 | 0    | -100 | 4    | 12   |
| Dindigul           | 0   | -100 | 0.1  | -98  | 3.7  | -38  |
| Erode              | 0   | -100 | 0.3  | -89  | 0    | -100 |
| Kanchipuram        | 0   | -100 | 0.3  | -79  | 0.1  | -95  |
| Kanyakumari        | 2.5 | -58  | 2    | -70  | 1.9  | -78  |
| Karaikal           | 0   | -100 | 0    | -100 | 0    | -100 |





|                               |     |      |      |      |      |      |
|-------------------------------|-----|------|------|------|------|------|
| Karur                         | 0   | -100 | 0    | -100 | 0.5  | -83  |
| Krishnagiri                   | 0   | -100 | 1.2  | -49  | 4.5  | 61   |
| Madurai                       | 0   | -100 | 0    | -100 | 0.5  | -90  |
| Nagapattinam                  | 0   | -100 | 0.2  | -96  | 0.3  | -95  |
| Namakkal                      | 0   | -100 | 0.3  | -91  | 3.1  | 36   |
| Nilgiris                      | 0   | -100 | 40.8 | 363  | 4.9  | -60  |
| Perambalur                    | 0   | -100 | 0    | -100 | 0    | -100 |
| Puducherry                    | 0   | -100 | 0    | -100 | 0    | -100 |
| Pudukottai                    | 0   | -100 | 0    | -100 | 0    | -100 |
| Ramanathapuram                | 0   | -100 | 0    | -100 | 0    | -100 |
| Salem                         | 0   | -100 | 2.3  | -43  | 0.1  | -97  |
| Sivaganga                     | 0   | -100 | 0    | -100 | 0    | -100 |
| Thanjavur                     | 0.1 | -98  | 0    | -100 | 0    | -100 |
| Theni                         | 0   | -100 | 7.4  | -5   | 9.4  | 7    |
| Tirunelveli                   | 0.7 | -91  | 10.1 | -18  | 4.9  | -59  |
| Tirupur                       | 0   | -100 | 0.3  | -85  | 0    | -100 |
| Tiruvallur                    | 0   | -100 | 0.2  | -90  | 0.2  | -86  |
| Tiruvannamalai                | 0   | -100 | 0    | -100 | 0    | -100 |
| Tiruvarur                     | 0   | -100 | 0    | -100 | 0    | -100 |
| Toothukudi                    | 0   | -100 | 0    | -100 | 0    | -100 |
| Trichy                        | 0   | -100 | 0    | -100 | 0    | -100 |
| Vellore                       | 0   | -100 | 0    | -100 | 1.7  | -14  |
| Villupuram                    | 0   | -100 | 0    | -100 | 0    | -100 |
| Virudhunagar                  | 0   | -100 | 3    | -56  | 3.8  | -37  |
| <b>Andhra Pradesh</b>         |     |      |      |      |      |      |
| <b>Coastal Andhra Pradesh</b> |     |      |      |      |      |      |
| East Godavari                 | 0   | -100 | 7.2  | 99   | 0.7  | -81  |
| Guntur                        | 0   | -100 | 0.5  | -60  | 0.5  | -80  |
| Krishna                       | 0   | -100 | 8.8  | 574  | 11.7 | 318  |
| Nellore                       | 0   | -100 | 3.3  | 269  | 0    | -100 |
| Prakasam                      | 0   | -100 | 0.7  | -61  | 2    | -30  |
| Sirkakulam                    | 1.6 | -73  | 4.7  | 2    | 1    | -75  |
| Visakhapatnam                 | 0   | -100 | 9.4  | 275  | 4.4  | 8    |
| Vizianagram                   | 0   | -100 | 15.1 | 288  | 1.5  | -67  |
| West Godavari                 | 0   | -100 | 2.1  | 19   | 0.3  | -93  |
| <b>Rayalaseema</b>            |     |      |      |      |      |      |
| Anantapur                     | 0   | -100 | 0    | -100 | 0    | -100 |
| Chittoor                      | 0   | -100 | 1.4  | -48  | 0    | -100 |
| Cuddapah                      | 0   | -100 | 0    | -100 | 0    | -100 |
| Kurnool                       | 0   | -100 | 0    | -100 | 0    | -100 |


| <b>Telangana</b>  |   |      |     |      |     |      |
|-------------------|---|------|-----|------|-----|------|
| Adilabad          | 0 | -100 | 0   | -100 | 0   | -100 |
| B. Kothagudem     | 0 | -100 | 5.1 | 243  | 0.4 | -89  |
| Hyderabad         | 0 | -100 | 0   | -100 | 0   | -100 |
| J. Bhupalpally    | 0 | -100 | 1.7 | 113  | 0   | -100 |
| Jagtial           | 0 | -100 | 0   | -100 | 0   | -100 |
| Jangaon           | 1 | 30   | 2   | 70   | 0   | -100 |
| Jogulamba Gadwal  | 0 | -100 | 0   | -100 | 0   | -100 |
| Kamareddy         | 0 | -100 | 0   | -100 | 0   | -100 |
| Karimnagar        | 0 | -100 | 0   | -100 | 0   | -100 |
| Khammam           | 0 | -100 | 7.4 | 312  | 0.8 | -77  |
| Kumaram Bheem     | 0 | -100 | 0   | -100 | 0.3 | -83  |
| M. Malkajgiri     | 0 | -100 | 0   | -100 | 0   | -100 |
| Mahabubabad       | 0 | -100 | 5.4 | 987  | 0   | -100 |
| Mahabubnagar      | 0 | -100 | 0   | -100 | 0   | -100 |
| Mancherial        | 0 | -100 | 0   | -100 | 0   | -100 |
| Medak             | 0 | -100 | 0   | -100 | 0   | -100 |
| Nagarkurnool      | 0 | -100 | 0   | -100 | 0   | -100 |
| Nalgonda          | 0 | -100 | 0   | -100 | 0   | -100 |
| Nirmal            | 0 | -100 | 0   | -100 | 0   | -100 |
| Nizamabad         | 0 | -100 | 0   | -100 | 0   | -100 |
| Peddapalle        | 0 | -100 | 0   | -100 | 0   | -100 |
| Ranjanna Sircilla | 0 | -100 | 0   | -100 | 0   | -100 |
| Rangareddy        | 0 | -100 | 0   | -100 | 0   | -100 |
| Sangareddy        | 0 | -100 | 0   | -100 | 0   | -100 |
| Siddipet          | 0 | -100 | 0   | -100 | 0   | -100 |
| Suryapet          | 0 | -100 | 0.2 | -90  | 0   | -100 |
| Vikarabad         | 0 | -100 | 0   | -100 | 0   | -100 |
| Wanaparthy        | 0 | -100 | 0   | -100 | 0   | -100 |
| Warangal_Rural    | 0 | -100 | 4.4 | 521  | 0   | -100 |
| Warangal_Urban    | 0 | -100 | 2   | 179  | 0   | -100 |
| Y. Bhuvangiri     | 0 | -100 | 1.6 | 444  | 0   | -100 |

 **L. Excess(+60% or more)**

 **Excess (+20% to +59%)**

 **Normal (+19% to -19%)**

 **Deficient (-20% to -59%)**

 **L. Deficient (-60% to -99%)**



**No Rain**



**No Data**