

Week by Week Rainfall Distribution from 30.05.18 to 13.06.18

Sub-Divisions	30.05.18		06.06.18		13.06.18	
	Actual (mm)	% dep.	Actual (mm)	% dep.	Actual (mm)	% dep.
Arunachal Pradesh						
Anjaw	**	**	**	**	**	**
Changlang	68	-4	4.8	-94	21.2	-86
Dibang Valley	**	**	**	**	2	-98
East Kameng	21.6	-36	8.2	-86	21.4	-71
East Siang	235	190	4.1	-96	18.9	-89
Kurung Kumey	87.8	44	18.8	-68	107.8	60
Lohit	143.9	134	11	-85	16.2	-84
Lower Dibang Valley	106.2	28	10.8	-83	18.9	-79
Lower Subansari	**	**	**	**	**	**
Papumpare	191.1	39	9.3	-94	62.6	-52
Tawang	34	-66	32	-74	26	-83
Tirap	38.4	-60	66.2	-44	48.3	-58
Upper Siang	260.6	113	7	-95	29.6	-86
Upper Subansari	57.2	40	6.2	-85	7	-85
West Kameng	123.5	23	32	-74	111.1	-26
West Siang	184.2	167	4.6	-92	14.1	-87
Assam & Meghalaya						
Assam						
Baksa	273.9	165	0.2	-99	46.2	-72
Barpeta	324.4	213	26.6	-83	103.5	-38
Bongaigaon	347	193	36	-73	72.2	-50
Cachar	63	-30	112.6	-8	100.6	-21
Chirang	432.2	265	13.2	-90	192.4	32
Darrang	**	**	0	-100	1	-99
Dhemaji	0	-100	6	-94	9	-92
Dhubri	343.9	233	38	-72	31.8	-74
Dibrugarh	62.8	-16	32.8	-54	73.2	-16
Goalpara	206.7	94	0.6	-99	49.9	-56
Golaghat	55	4	10.2	-77	106.2	66
Hailakandi	94.8	-11	59.7	-50	128.7	10
Jorhat	51.3	-19	26	-47	93.1	27
Kamrup(Rural)	109.9	53	15.7	-79	31.5	-62
Kamrup(Metro)	34.2	-53	13.5	-82	77.4	-7
Karbi Anglong	32.1	0	10	-72	156.4	191
Karimganj	173	33	110.9	-19	118.3	-32
Kokrajhar	242.3	64	9.2	-95	34.1	-79

Lakhimpur	105	23	36.2	-65	77.5	-31
Morigaon	28.6	-16	22.8	-50	104	65
N.C.Hills	70.7	-1	0	-100	85.6	-15
Nagaon	22.8	-42	5.2	-90	125	83
Nalbari	167.2	142	10.2	-90	88.9	-39
Sonitpur	155.7	132	20.3	-74	58.7	-35
Sibsagar	79.9	54	19.2	-61	53.2	-19
Tinsukia	62.4	10	10.6	-84	15.3	-83
Udalgiri	208.8	169	7.6	-90	125.8	39
Meghalaya						
East Garo Hills	191.6	140	5	-94	24	-82
East Khasi Hills	347.8	87	55.1	-77	251	-31
Jaintia Hills	**	**	**	**	**	**
Ribhoi	23.7	-65	62.2	19	87.3	20
South Garo Hills	17	-77	8	-92	21	-82
West Garo Hills	70	-6	7.2	-93	46.8	-59
West Khasi Hills	109.6	42	6.8	-93	101.9	-15
NMMT						
Mizoram						
Aizwal	40.5	-57	87.6	-19	247.3	136
Champhai	**	**	**	**	**	**
Kolasib	**	**	**	**	**	**
Lawngtlai	**	**	**	**	**	**
Lunglei	0	-100	36	-56	112	34
Mamit	**	**	**	**	**	**
Saiha	**	**	**	**	**	**
Serchhip	70	-16	315	292	457	480
Manipur						
Bishnupur	**	**	**	**	**	**
Chandel	**	**	**	**	**	**
Churachandpur	2.6	-95	28.8	-70	82	-22
Imphal East	6.7	-87	30	-55	143.6	37
Imphal West	96.8	252	22.8	-51	116.2	16
Senapati	**	**	**	**	57	-32
Tamenglong	**	**	**	**	**	**
Thoubal	**	**	**	**	30	-74
Ukhrul	**	**	**	**	**	**
Nagaland						
Dimapur	21.7	0	147.5	354	83.4	-9
Kephire	**	**	2	-96	6	-92
Kohima	33	-26	74.6	49	110.4	38

Longleng	**	**	**	**	**	**
Mokokchung	**	**	**	**	**	**
Mon	119.8	312	59	9	7	-90
Paren	**	**	**	**	**	**
Phek	0	-100	0	-100	0	-100
Tuensang	**	**	**	**	**	**
Wokha	**	**	**	**	**	**
Zunheboto	**	**	**	**	**	**
Tripura						
Dhalai	86.8	-9	66.8	-44	56.8	-56
NorthTripura	64.9	-41	200.9	58	188.4	49
SouthTripura	30.7	-59	62.1	-32	279.8	131
West Tripura	67.1	-22	99.2	2	173.4	55
Himachal Pradesh						
Bilaspur	0	-100	13.9	35	21.1	15
Chamba	0	-100	10	6	19.8	-10
Hamirpur	0	-100	47.8	282	23.6	20
Kangra	0	-100	29	171	19.8	-12
Kinnaur	0	-100	0.3	-93	1.5	-86
Kullu	0.5	-96	5.9	-41	6.6	-61
Lahaul and Spiti	3.4	-78	0	-100	7.5	-33
Mandi	0	-100	47.2	174	37.5	45
Shimla	0	-100	18.9	55	41.8	88
Sirmaur	0	-100	29.8	235	40.8	92
Solan	0	-100	31.3	141	33.5	42
Una	0	-100	14.1	83	30.4	172
Punjab						
Amritsar	0	-100	17.2	310	4.9	-26
Barnala	0	-100	0	-100	32	378
Bhatinda	0	-100	0	-100	4.1	-36
Faridkot	0	-100	6	62	3	-27
Fatehgarh Saheb	0	-100	5.3	14	31.3	468
Ferozpur	0	-100	3	-22	1.1	-74
Gurdaspur	0	-100	9.3	38	32.9	391
Hoshiarpur	0	-100	9.8	34	16.1	24
Jalandhar	0	-100	14.4	311	22.4	203
Kapurthala	0	-100	2.5	-14	5.2	-28
Ludhiana	0	-100	8.4	67	15.5	98
Mansa	0	-100	0	-100	2.9	-42
Moga	0	-100	6.2	100	2	-61
Muktesar	0	-100	0	-100	0	-100

Nawashahar	0	-100	12.3	178	85.7	393
Patiala	0	-100	6.5	22	22.3	148
Ropar	0	-100	8.2	67	49.3	322
Sangrur	0	-100	4	-17	6.7	-27
Mohali	0	-100	6	67	47	248
TarnTaran	0	-100	22	686	12	400
Haryana,Chd,Delhi						
Haryana						
Ambala	0	-100	11.9	-5	31.8	97
Bhiwani	0	-100	0	-100	2.1	-77
Chandigarh	0	-100	20.3	44	26.1	69
Faridabad	0	-100	6.3	69	13	348
Fatehabad	0	-100	0	-100	6	-13
Gurgaon	0	-100	0	-100	10.4	93
Hissar	0	-100	0.2	-96	6.7	-1
Jhajar	0	-100	0	-100	33.9	517
Jind	0	-100	0	-100	29	174
Katihah	0	-100	7	56	3	-72
Karnal	0	-100	55.4	752	0.2	-97
Kurukshetra	0	-100	12	62	4	-68
Mahendragarh	0	-100	2	-69	4.2	-61
Mewat	0	-100	0	-100	31.3	627
Palwal	0	-100	0	-100	13.3	302
Panchkkula	0	-100	0	-100	5.2	-68
Panipat	0	-100	0	-100	3.5	-53
Rewari	0	-100	0	-100	10.4	68
Rohtak	0	-100	0	-100	36.2	224
Sirsa	0	-100	8.8	151	0.2	-97
Sonepat	0.8	-72	0	-100	6.8	-18
Yamunanagar	0	-100	6.9	-44	33.5	65
Delhi						
Central Delhi	0	-100	0	-100	6	-40
East Delhi	**	**	**	**	**	**
New Delhi	0	-100	0	-100	4.4	-56
North Delhi	0	-100	0	-100	12.5	25
North East Delhi	**	**	**	**	**	**
North West Delhi	0	-100	0	-100	11	10
South Delhi	0	-100	0	-100	17.3	73
South West Delhi	0	-100	0	-100	43.6	336
West Delhi	0	-100	0	-100	19	90
Jammu & Kashmir						

Anantnag	2.8	-85	2.4	-85	0.9	-94
Badgam	0	-100	3.5	-61	0.5	-94
Bandipore	3	-86	4	-83	10	-46
Baramula	4.3	-81	10	-58	6.9	-63
Doda	0	-100	2	-83	15.4	-4
Ganderbal	0	-100	9.3	-9	8.4	-2
Jammu	0	-100	4.7	-18	2.9	-63
Kargil	0	-100	0	-100	0	-100
Kathua	0	-100	12.8	228	3.9	-60
Kistwar	**	**	**	**	**	**
Kulgam	2.5	-87	5.2	-67	0.4	-97
Kupwara	0	-100	3	-79	26.5	128
Ladakh(Leh)	0	-100	0	-100	0	-100
Poonch	**	**	**	**	**	**
Pulwama	0	-100	10.3	18	7.8	-12
Rajouri	0	-100	38.8	280	5.4	-16
Ramban	1	-92	6.1	-47	1.9	-88
Reasi	0	-100	5	-59	8.2	-42
Samba	0	-100	2.2	-61	0	-100
Shopian	**	**	**	**	**	**
Srinagar	0.1	-99	3.3	-68	3.3	-61
Udhampur	0	-100	7.6	-38	30.5	115
East Madhya Pradesh						
Anuppur	4.8	12	8.8	-47	62.8	167
Balaghat	0	-100	0.8	-91	68.6	201
Chhatarpur	0	-100	0.4	-91	17.2	57
Chindwara	2.2	-31	25.5	101	100.7	319
Damoh	0	-100	0	-100	3	-76
Dindori	0	-100	0	-100	94	238
Jabalpur	2.6	37	2.9	-62	32.7	79
Katni	0	-100	0	-100	22.8	82
Mandla	0.6	-67	4.5	-50	58.3	204
Narsingpur	0	-100	1.6	-77	60.6	318
Panna	0	-100	0	-100	3.7	-76
Rewa	1.4	27	2.9	-46	22.7	41
Sagar	0	-100	4	-51	52.9	241
Satna	0.3	-67	1.1	-62	8.9	-28
Seoni	0	-100	2.4	-73	48.4	137
Shahdol	0	-100	19	280	61	355
Sidhi	0	-100	18.6	121	37	58
Singrauli	1	43	14.3	3475	7.8	-56

Tikamgarh	0	-100	0	-100	1	-87
Umariya	0	-100	5.9	11	108.1	368
West Madhya Pradesh						
Agar	0	-100	0	-100	0	-100
Alirajpur	0	-100	6.3	-43	0	-100
Asoknagar	0	-100	6.3	102	10	56
Barwani	0	-100	11.7	30	16.6	-23
Betul	0	-100	10	27	38.7	84
Bhind	12.2	1425	0	-100	9.3	42
Bhopal	0	-100	0	-100	21.2	88
Burhanpur	0	-100	0	-100	10.9	-59
Datia	0	-100	0	-100	5.1	-20
Dewas	0	-100	14.7	71	35.8	64
Dhar	0	-100	4.3	-50	5.9	-69
Guna	0	-100	0	-100	10	-22
Gwalior	2.1	5	0.2	-93	25	180
Harda	0	-100	0	-100	43.8	208
Hoshangabad	8.5	136	17	65	65.7	286
Indore	0	-100	9.5	21	3.7	-82
Jhabua	0	-100	0	-100	0	-100
Khandwa	0	-100	8.2	18	37.5	66
Khargone	0	-100	7.5	-28	25.2	1
Mandsaur	0	-100	0	-100	8.3	-18
Morena	2.5	47	6	200	42.9	774
Neemuch	0	-100	0	-100	15	38
Raisen	0	-100	8.4	35	101.3	397
Rajgarh	0	-100	1.6	-68	28.6	65
Ratlam	0	-100	2.4	-57	6.7	-42
Sehore	0	-100	4.4	-43	51.3	154
Shajapur	0	-100	0	-100	32	119
Sheopur Kalani	0	-100	0	-100	50	576
Shivpuri	0	-100	0	-100	0	-100
Ujjain	0	-100	10	75	14.6	-27
Vidisha	0	-100	2.6	-61	16	7
Chhattisgarh						
Balod	0	-100	18.2	64	48.3	91
Baloda Bazar	1.8	-39	28.2	176	29	27
Balrampur	10	194	13	33	6	-81
Bastar	0.1	-99	28.1	21	19.8	-39
Bemetara	0	-100	74	573	110.6	396
Bijapur	34	1519	30.5	239	187.7	734

Bilaspur	1.1	-73	27.8	170	34.2	59
Dantewara	0	-100	17	63	33.2	78
Dhamtari	33.1	846	40.6	408	76.9	273
Durg	0	-100	62.8	466	20.2	-20
Gariaband	4.1	-23	46.1	249	25.8	-5
Janjgir	0.7	-63	23.2	139	47.5	107
Jashpurnagar	0	-100	32.7	51	48	13
Kabirdham	0	-100	29.7	271	63.3	266
Kanker	0.4	-92	1.6	-87	15.7	-23
Kondagaon	0	-100	81	459	13	-48
Korba	1.3	-17	8	-10	54.7	104
Koriya	0	-100	0	-100	44.8	168
Mahasumund	15.2	506	17.5	17	73.1	273
Mungeli	2.1	-48	5.1	-50	70.8	229
Narayanpur	0	-100	39.9	181	102.5	300
Raigarh	5.1	18	30.9	132	36.7	39
Raipur	19.8	361	20.9	109	77.8	213
Rajnandgaon	3.5	-6	3.9	-58	26.3	47
Sukma	0	-100	31.7	120	112.3	401
Surajpur	0	-100	4.2	-71	63	123
Surguja	0	-100	7.4	-49	15.7	-56
East Uttar Pradesh						
Allahabad	0.9	-56	0.5	-91	7.2	-43
Ambedkar Nagar	0	-100	0	-100	0	-100
Azamgarh	15.7	162	0	-100	6.7	-60
Bahraich	22.1	133	11.7	-11	47.5	92
Ballia	0	-100	2.1	-78	4	-74
Balrampur	0	-100	37.2	145	0	-100
Banda	2.3	-25	15.8	296	22.9	106
Barabanki	0	-100	1.5	-80	17.6	-26
Basti	13.6	119	3	-82	0	-100
Chandauli	0	-100	0	-100	1	-90
Deoria	0.5	-93	9.5	-49	4	-79
Faizabad	0	-100	3.6	-66	1	-94
Farrukhabad	0	-100	2	-70	31.2	489
Fatehpur	0	-100	0	-100	0	-100
Gazipur	0	-100	0	-100	17.6	18
Gonda	10.5	50	19	47	0.7	-97
Gorakhpur	0	-100	4.7	-80	3	-88
Hardoi	0	-100	0.2	-96	14.3	51
Jaunpur	0	-100	0.1	-98	6.8	-50

Kannauj	0	-100	0	-100	12.5	198
Kanpur City	2	16	9	119	2	-62
Kanpur Dehat	0.8	-43	0.8	-81	7.3	83
Kaushambi	4.5	86	0	-100	0	-100
Kheri	4.4	-35	10.9	-11	9.4	-51
Kushi nagar	0	-100	0	-100	0	-100
Lucknow	0	-100	0.4	-95	24.4	186
Maharajganj	20.9	70	5.9	-76	0	-100
Mau	0	-100	3.5	-72	3	-85
Mirzapur	0	-100	0	-100	7	-39
Pratapgarh	0	-100	0	-100	10	-11
RaiBareilly	1.8	-19	0	-100	18.8	96
Sahuji Maharajnagar	0	-100	0	-100	20	52
Sant Kabirnnagar	0	-100	0	-100	0	-100
Sant Ravidas Nagar	0	-100	0	-100	1	-90
Shrawasti	15	58	44.7	238	0	-100
Sidharthnagar	0	-100	2.4	-86	0	-100
Sitapur	0.5	-90	8.2	11	1.4	-92
Sonbhadra	1.4	-44	1.2	-84	24.6	32
Sultanpur	0	-100	0.4	-93	6	-57
Unnao	6.3	102	1.2	-79	6.8	-11
Varanasi	0	-100	0	-100	18.7	35
West Uttar Pradesh						
Agra	0	-100	0	-100	4.2	-27
Aligarh	0	-100	0	-100	4	-25
Auraiya	0	-100	0	-100	1	-86
Badaun	0	-100	0	-100	0	-100
Baghpat	0	-100	0	-100	6.2	35
Bareilly	0	-100	15.8	48	20.9	74
Bijnor	0	-100	5.8	-54	30.7	186
Bulandsahar	0	-100	0.2	-96	4.2	-36
Etah	0	-100	0	-100	0	-100
Etawah	0	-100	0	-100	0	-100
Firozabad	0	-100	0	-100	3.4	-28
GBNagar	0	-100	0	-100	0	-100
Ghaziabad	0	-100	0	-100	1.4	-75
Hamirpur	2	-26	0	-100	27.8	327
Jalaun	7.4	236	0	-100	5	-17
Jhansi	0	-100	3	-27	20.1	151
Jotiba Phule Nagar	0	-100	9.5	-18	0	-100
Kanshiramnagar	0	-100	0	-100	0	-100

Lalitpur	0	-100	0	-100	8	-22
Mahamaya Nagar	0	-100	0	-100	0	-100
Mahoba	0	-100	1.9	-47	1.6	-75
Mainpuri	0	-100	0	-100	0	-100
Mathura	0	-100	0	-100	2	-50
Meerut	0	-100	28.3	268	0.6	-91
Moradabad	0	-100	7.6	-37	7.7	-29
Muzzaffarnagar	0	-100	26.7	225	7.1	2
Pilibhit	1	-86	7.8	-55	11.8	-7
Rampur	0	-100	6.8	-48	14	-27
Saharanpur	0	-100	27	97	47.9	484
Shahjahanpur	0	-100	9.5	-10	1.8	-79
Uttarakhand						
Almora	12.5	6	18	-12	14.1	-44
Bageshwar	16	36	55	168	59.2	136
Chamoli	2.2	-80	26.8	68	35.3	91
Champawat	9	-33	23.5	-1	42.5	30
Dehradun	5.5	-53	41.4	103	18.1	-31
Garhwal Pauri	0.1	-99	19.7	3	7.3	-45
Garhwal Tehri	4.5	-68	24.8	23	9.4	-63
Haridwar	0	-100	25.3	137	43.9	144
Nainital	5.9	-61	29.8	-2	40.2	42
Pithorgarh	12.5	-51	28.5	-11	34.1	-44
Rudraprayag	10.6	-48	69.7	233	86	129
Udham Sing Nagar	3.3	-74	6.9	-63	33.5	71
Uttarkashi	0	-100	61.5	217	27.7	1
Bihar						
Araria	181	421	5.6	-85	25.3	-51
Arwal	0	-100	10.9	-17	0	-100
Aurangabad	3.8	-26	12.2	47	1.6	-93
Banka	8.4	-45	37.9	127	26.3	17
Begusarai	0	-100	0	-100	65.3	177
Bhabua	0	-100	2.6	-59	29	41
Bhagalpur	27.1	47	48.1	121	95.3	170
Bhojpur	0	-100	1.7	-79	7.4	-60
Buxar	0	-100	0	-100	8.6	-58
Darbhanga	0.6	-97	11.5	-50	37.2	63
East Champaran	0	-100	2.7	-87	27.5	-1
Gaya	7.7	54	30.2	259	6.7	-69
Gopalganj	3.1	-75	14.4	-7	5.3	-82
Jahanabad	1	-86	25	238	6.2	-73

Jamui	19.8	69	5.1	-56	20.2	-12
Kathihar	6	-79	48.1	101	80	105
Khagadia	0	-100	0.5	-98	16.4	-38
Kishanganj	71.9	40	20.6	-61	58.2	-10
Lakhisarai	8	-26	24.1	11	48.4	90
Madhepura	5.2	-77	54.4	97	82.7	78
Madhubani	18.4	-20	10.4	-45	49.3	17
Monghyar	0	-100	9	-59	23.5	-8
Muzaffarpur	0	-100	8.5	-64	33.8	59
Nalanda	4.2	-51	31.3	163	19.2	28
Nawada	1.9	-80	8.4	-35	11.2	-26
Patna	7	-3	13.2	33	11.9	-43
Purnea	38.5	3	52.1	34	75.5	75
Rohtas	1.5	-55	1.3	-70	39.1	223
Saharsha	2.8	-90	12.5	-52	68.5	37
Samstipur	6.8	-57	7.9	-46	42.5	197
Saran	0	-100	0	-100	12.3	-42
Sheikpura	7	-38	6.8	-51	10.5	-39
Sheohar	0	-100	0	-100	6.4	-84
Sitamarhi	0.7	-97	6.9	-71	16.6	-58
Siwan	0	-100	4.2	-68	8.9	-63
Supaul	30.1	55	28.8	-1	20.8	-58
Vaishali	0	-100	1.6	-88	3.8	-73
West Champaran	16	-7	6.2	-75	4.8	-87
Jharkhand						
Bokaro	11.6	38	14.8	-39	38.2	18
Chatra	3.4	-51	14	31	2	-91
Deoghar	36.7	143	12	-29	19.4	-36
Dhanbad	7.8	-37	21.1	-12	56	61
Dumka	**	**	**	**	8.9	-74
East Singbhum	28	53	25.2	-2	40.8	-1
Garhwa	0	-100	1.6	-85	11.8	-29
Giridih	6.2	-22	12.8	-31	30.4	-16
Godda	18	2	4	-76	31.6	-1
Gumla	**	**	44	109	29.3	-28
Hazaribagh	3.6	-57	23.1	50	49.3	41
Jamtara	24.5	10	16.1	-30	28.5	-12
Khunti	43	241	0	-100	23.8	-36
Koderrna	3.4	-71	29.9	39	5.7	-78
Latehar	9.1	40	5.8	-65	17.4	-32
Lohardagga	0	-100	29.1	76	31.4	0

Pakur	26.3	-5	26.9	-3	28.8	-47
Palamau	1.3	-71	1.2	-90	17.1	-28
Ramgarh	32.3	226	16.2	-13	25.4	-34
Ranchi	20.4	62	14	-36	28.4	-19
Sahebganj	3.8	-88	110.4	411	0	-100
Saraikela	5.2	-58	12.6	-43	28.2	-38
Simdega	9.9	38	41.6	172	51.1	37
West Singhbhum	36.3	159	11	-48	66.4	62
East Rajasthan						
Ajmer	0	-100	0	-100	0	-100
Alwar	0	-100	12.2	178	7.5	14
Banswara	0	-100	0	-100	0	-100
Baran	0	-100	5.4	22	0.3	-98
Bharatpur	0	-100	10.9	355	7.5	41
Bhilwara	0	-100	1.3	-71	0	-100
Bundi	0	-100	0	-100	8.2	-2
Chittorgarh	0	-100	1.4	-72	10.8	10
Dausa	0	-100	8	-100	19.4	146
Dholpur	0	-100	0	-100	40	515
Dungarpur	0	-100	0	-100	0	-100
Jaipur	0	-100	1.4	-64	8.1	-3
Jhalawar	0	-100	0	-100	0	-100
Jhunjhunu	0	-100	3.9	-46	26.8	146
Karauli	0	-100	11.8	412	9.2	37
Kota	0	-100	0	-100	6	-39
Pratapgarh	0	-100	0	-100	0	-100
Rajsamand	0	-100	0	-100	0	-100
Sawai Madhopur	0	-100	0.6	-83	26.8	243
Sikar	0	-100	5	-6	17.9	90
Sirohi	0	-100	0	-100	1.1	-91
Tonk	0	-100	0.3	-92	19.4	203
Udaipur	0	-100	0.6	-87	1.2	-89
West Rajasthan						
Barmer	0	-100	0	-100	0	-100
Bikaner	0	-100	0	-100	2.2	-54
Churu	0	-100	0.7	-84	21.5	183
Hanumangarh	0	-100	0	-100	0	-100
Jaisalmer	0	-100	0	-100	0	-100
Jalore	0	-100	0	-100	0	-100
Jodhpur	0	-100	0	-100	3.3	-36
Nagaur	0	-100	0.9	-79	0.2	-96

Pali	0	-100	0	-100	2.1	-65
Sri Ganganagar	0	-100	5	53	0	-100
Gujarat Region						
Ahmedabad	0	-100	0	-100	0	-100
Anand	0	-100	0	-100	0	-100
Aravalli	0	-100	0	-100	0	-100
Banaskantha	0	-100	0	-100	0	-100
Bharuch	0	-100	1.3	-93	0	-100
Chhota Udepur	0	-100	0	-100	0	-100
DNH	0	-100	0	-100	5.4	-84
Dahod	0	-100	0	-100	0	-100
Daman	0	-100	0	-100	0.2	-99
Dangs	0	-100	12.3	-44	2	-94
Gandhinagar	0	-100	0	-100	0	-100
Kheda	0	-100	0	-100	0	-100
Mahisagar	0	-100	0	-100	0	-100
Mehsana	0	-100	0	-100	0	-100
Narmada	0	-100	1.5	-90	0	-100
Navsari	0	-100	10.5	-56	2.7	-90
Panchmahal	0	-100	0	-100	0	-100
Patan	0	-100	0	-100	0	-100
Sabarkantha	0	-100	0	-100	1.4	-87
Surat	0	-100	29.4	27	0	-100
Tapi	0	-100	18.2	-27	0.6	-98
Vadodara	0	-100	0	-100	0	-100
Valsad	0	-100	0	-100	6.3	-81
S K & Diu region						
Amreli	0	-100	14.1	24	0	-100
Bhavnagar	0	-100	0.4	-98	0	-100
Botad	0	-100	0	-100	0	-100
Devbhoomi Dwarka	0	-100	0	-100	0	-100
Diu	0	-100	0	-100	0	-100
Gir Somnath	0	-100	0	-100	0.1	-99
Jamnagar	0	-100	0	-100	0	-100
Junagarh	0	-100	0	-100	0	-100
Kutch	0	-100	0	-100	0	-100
Morbi	0	-100	0	-100	0	-100
Porbandar	0	-100	0	-100	0.2	-99
Rajkot	0	-100	0.5	-94	0	-100
Surendranagar	0	-100	0	-100	0	-100
Maharashtra						

Konkan & Goa						
Mumbai City	0	-100	14.8	-56	271.9	194
Mumbai Suburban	0	-100	77.9	108	198.3	150
North Goa	17.9	-56	64.9	-27	350	77
Raigad	0.2	-98	52.5	22	166.8	70
Ratnagiri	3.8	-77	92.9	48	307.3	113
Sindhudurg	8.4	-73	90	4	490.2	157
South Goa	41	16	67.7	-24	378.8	102
Thane	0	-100	44.5	33	122.6	115
Madhya Maharashtra						
Ahmednagar	2.2	-76	26.1	46	14.3	-40
Dhule	0.5	-91	49.1	275	3.9	-82
Jalgaon	0	-100	22.3	89	15.9	-30
Kolhapur	8.6	-61	45.9	37	105.4	112
Nandurbar	0	-100	38.6	195	0	-100
Nasik	0	-99	7.1	-61	12.7	-53
Pune	2.6	-75	29.5	36	24.8	-17
Sangli	6	-69	44.7	77	21.9	-10
Satara	5.4	-65	23.4	-7	43.8	66
Solapur	5.8	-57	22.6	-1	38.7	55
Marathwada						
Aurangabad	0	-100	25.4	45	4.7	-84
Beed	0.6	-93	39.2	90	38.7	22
Hingoli	0	-100	29.8	73	110.6	311
Jalna	0	-100	42	150	19.1	-35
Latur	0.6	-93	23.2	27	148.5	408
Nanded	10.6	85	36.1	106	145.7	458
Osmanabad	6.6	-31	46.9	70	104.2	252
Parbhani	2.4	-60	38.6	111	93.5	236
Vidarbha						
Akola	0	-100	29.2	132	44	75
Amraoti	0	-100	8.8	-25	68.3	218
Bhandara	0	-100	21.3	97	74.8	228
Buldhana	0	-100	12.8	14	13.1	-48
Chandrapur	13.6	404	29.4	203	70	243
Gadchiroli	0	-100	16.4	25	108.2	354
Gondia	0	-100	11.9	42	45.2	115
Nagpur	35.9	797	23.8	90	104.7	327
Wardha	1.6	-62	11.9	-24	85.5	220
Washim	0	-100	38.7	258	129.9	383
Yeotmal	0.3	-92	23.4	53	95.4	277


Odisha						
Angul	3.6	-74	25.8	-10	13.9	-60
Balasore	1.3	-96	42.3	-6	59.7	15
Bargarh	2.8	-44	19.1	51	73.5	162
Bhadrak	2	-90	22.7	-27	98.1	125
Bolangir	0.7	-93	26.4	82	41.7	66
Boudh	0	-100	7.7	-70	55.8	99
Cuttack	9.6	-58	27.6	-24	35.1	13
Deogarh	4.3	-51	44.7	150	48.8	55
Dhenkanal	9	-49	34	10	45	28
Gajapati	10.8	-42	16.3	-42	61.3	11
Ganjam	0	-100	6.7	-73	63.8	113
Jagatsingpur	24.6	-22	8.9	-72	47.5	16
Jajpur	5.2	-79	23.2	-37	61.3	30
Jharsuguda	36.2	289	42	171	121.4	225
Kalahandi	0	-100	6.3	-71	31.9	8
Kandhamal	12	7	32.4	28	60.4	116
Kendrapara	9.4	-66	23	-35	53.7	41
Keonjhar	23.6	-10	20.4	-41	63.8	45
Khurda	24.9	55	25.7	5	21.9	-18
Koraput	10	-38	40.7	58	20.9	-30
Malkangiri	5	-57	72	441	61.1	111
Mayurbhanj	10.1	-61	46.2	18	56.5	2
Nawapara	0	-100	38.8	208	36	83
Nawarangpur	0	-100	8.1	-74	22.5	-44
Nayagarh	2.6	-78	34.1	23	23.3	-37
Puri	22.3	50	2.1	-92	51.3	118
Rayagada	0.5	-98	22	8	29.7	-22
Sambalpur	14.9	70	32	79	118.1	275
Sonepur	8.5	-4	25.3	29	71	201
Sundargarh	20.9	53	41.4	123	61	81
West Bengal & Andaman Nicobar Islands						
A & N ISLAND						
Nicobar	125.6	23	91.8	10	98.6	60
North & Middle Andaman	137.9	17	175	31	99.7	-22
South Andaman	355.4	209	125.4	-1	165.5	53
GWB						
Bankura	0.1	-99	57.3	71	46.9	12
Birbhum	21.2	0	25.4	-3	32.6	-22
Burdwan	0.1	-99	37.2	28	35.5	-5


East Midnapore	0.2	-99	23.6	-46	33.9	-32
Hooghly	0	-100	48	42	41.8	-22
Howrah	0	-100	67.3	70	31.8	-18
Kolkata	0	-100	39.9	-27	122.1	99
Murshidabad	10	-63	34	5	4.3	-93
Nadia	0.4	-98	54.9	47	25.8	-41
24 Pargana (N)	0.1	-99	42.8	-19	73.1	21
Purulia	9.9	-28	24.5	-27	48.6	19
24 Pargana (S)	1.1	-96	81.9	119	128.7	72
West Midnapore	13	-64	40.2	5	38	-16
SHWB & Sikkim						
Cooch Behar	140.4	22	19.3	-84	30.1	-75
Darjeeling	38.8	-48	48.2	-34	90.1	-25
East Sikkim	125.9	73	19.7	-73	73.2	-23
Jalpaiguri	232.5	101	43.5	-61	61.6	-52
Malda	54.4	87	39.1	19	13.4	-67
North Dinajpur	3	-93	16.7	-61	41.5	-21
North Sikkim	206.2	118	29.1	-73	102.2	-8
South Dinajpur	21	-58	31.7	-38	35.3	-42
South Sikkim	60.2	-17	18.6	-74	36.2	-62
West Sikkim	66.7	-30	24.6	-77	56.5	-49
Karnataka						
Coastal Karnataka						
Dakshina Kannada	320.7	367	18.1	-86	373.7	91
Udupi	165.5	116	60.3	-57	532.2	130
Uttara Kannada	58.7	32	62	-25	324.7	120
N I Karnataka						
Bagalkote	23.4	-1	21.6	-9	27.9	89
Belagavi	28.1	21	39	55	74.7	274
Bidar	12	17	20	-8	87	203
Dharwad	59.4	154	34.1	26	38.4	94
Gadag	69.8	184	48.3	78	37.3	106
Haveri	51.2	136	27.1	7	44.7	143
Kalaburgi	21.3	63	31.8	56	79	282
Koppal	47.4	207	11.8	-38	36.9	114
Raichur	1.7	-87	62.6	299	23.5	35
Vijayapura	32.9	73	36.7	61	33.7	52
Yadgir	18.2	31	39	127	16.8	-26
S I Karnataka						
Ballari	32.4	71	46.2	97	12.5	-7
Bangalore Rural	54.7	167	89.5	223	5.3	-73


Bangalore Urban	49.5	96	50.8	68	8.2	-58
Chamarajanagar	92.5	241	16.3	-28	12.8	0
Chikaballapur	6.5	-60	59.4	166	5.3	-68
Chikkamagaluru	98.1	273	38.5	-18	284.6	332
Chitradurga	7.7	-59	52.3	184	13.3	26
Davangere	26.3	34	29.2	30	32.6	105
Hassan	87.6	286	62.6	170	138.3	559
Kodagu	163.9	315	20.8	-67	492	415
Kolar	34.1	105	54	129	6.3	-63
Mandya	64.1	160	54.8	161	11.6	15
Mysuru	80.3	205	32.2	28	53.1	252
Ramanagara	67.2	115	42.9	42	13.1	-27
Shivamogga	34.7	66	59.3	50	185.2	200
Tumakuru	21	-1	51.3	102	10.3	-26
Kerala						
Alappuzha	135.2	56	157.1	25	92.8	-44
Kannur	208.3	149	62.5	-51	332.1	88
Ernakulam	154.4	64	94.2	-31	272.6	59
Idukki	148.5	128	44.8	-56	466.1	217
Kasaragod	190.2	131	92.9	-41	308.3	41
Kollam	129.1	94	94.1	-3	139.4	11
Kottayam	177.8	102	156.9	20	249.9	48
Kozhikode	282.1	217	62.1	-59	355.7	72
Malappuram	183.4	213	72.6	-30	288.6	96
Palakkad	115.8	187	42.4	-34	295.3	202
Pathanamthitta	154.3	89	100.9	-3	179	19
Thiruvananthapuram	78.2	25	112.2	37	110.5	6
Thrissur	169	95	77.3	-39	191.9	12
Wayanad	121	130	25.1	-69	397.6	188
Tamil Nadu						
Ariyalur	20.5	22	53.6	253	27.6	84
Chennai	0	-100	0	-100	23.4	88
Coimbatore	70.1	474	13.6	38	75.6	1275
Cuddalore	0	-100	8.4	-20	11	-25
Dharmapuri	34.3	37	26.5	8	3.1	-76
Dindigul	58.5	259	17.8	16	5.9	-39
Erode	53	261	2.9	-76	5.3	-27
Kanchipuram	0	-100	15.2	28	24	48
Kanyakumari	29	-17	42.2	-16	78	52
Karaikal	1.5	-75	85.4	336	0	-100
Karur	50.2	374	4.2	-56	0	-100


Krishnagiri	39.6	70	25.1	7	3.3	-76
Madurai	42.4	256	0.3	-98	1.7	-86
Nagapattinam	4.6	-43	0.4	-96	0.8	-93
Namakkal	69.2	243	5.8	-65	5.3	-53
Nilgiris	82.5	235	19.1	-32	117.5	294
Perambalur	6.3	-54	0	-100	4.3	-65
Puducherry	0	-100	15.8	33	32.8	147
Pudukottai	30.4	190	2.4	-80	16.7	35
Ramanathapuram	32.7	474	8.5	84	3.6	-26
Salem	42.7	81	37.5	88	7.4	-53
Sivaganga	76.7	631	11.1	-8	13.1	36
Thanjavur	22.1	74	12.9	6	7.2	-31
Theni	55.8	513	5.6	-29	60.5	1412
Tirunelveli	19.5	249	0.9	-89	59.1	549
Tirupur	23.6	78	1.2	-87	1.3	-73
Tiruvallur	0.1	-99	16.2	17	11.5	-13
Tiruvannamalai	11.6	-23	31.2	89	14.1	-14
Tiruvarur	23.5	126	10.2	22	6.8	-25
Toothukudi	9.9	161	0	-100	0.7	-49
Trichy	38.6	206	1.8	-85	0.4	-95
Vellore	3.8	-79	35.3	70	18.2	20
Villupuram	0	-100	20.8	78	7.4	-34
Virudhunagar	34.4	218	3.2	-65	0.3	-92
Andhra Pradesh						
Coastal Andhra Pradesh						
East Godavari	3.3	-74	28.8	28	66.4	288
Guntur	0.7	-85	21.9	22	48.1	192
Krishna	3.8	-55	25.1	40	76.3	297
Nellore	0	-100	29.8	176	9.7	11
Prakasam	0	-100	9.5	-38	9.7	-26
Sirkakulam	0	-100	14.2	-28	42.8	58
Visakhapatnam	6.3	-62	38.4	63	58.6	166
Vizianagram	0.6	-96	32.5	31	43.6	69
West Godavari	3.9	-61	18.4	-8	69.5	253
Rayalaseema						
Anantapur	9.4	-46	49	139	13	6
Chittoor	5.8	-60	47.1	159	8.6	-50
Cuddapah	0	-100	10.2	-48	13.8	-8
Kurnool	11.8	-23	26.8	51	42.2	136
Telangana						
Adilabad	9.2	96	15.5	-18	152	441


B. Kothagudem	**	**	21.9	8	94	305
Hyderabad	0.1	-99	7.5	-47	24.5	38
J. Bhupalpally	**	**	34.2	128	110.9	372
Jagtial	**	**	5.6	-71	93	256
Jangaon	**	**	22.9	11	68.2	200
Jogulamba Gadwal	**	**	17.4	-2	51.2	258
Kamareddy	**	**	2	-90	94.5	209
Karimnagar	3.7	-37	2.6	-88	36.2	61
Khammam	1.3	-88	48.5	173	47.3	155
Kumaram Bheem	**	**	26.2	88	69.3	296
M. Malkajgiri	**	**	18.9	31	33.6	117
Mahabubabad	**	**	21.2	16	111.9	283
Mahabubnagar	3.7	-58	38.7	125	29.1	80
Mancherial	**	**	34.6	147	173.6	711
Medak	0.4	-95	11.9	-34	41.7	66
Nagarkurnool	**	**	49.3	144	31.6	100
Nalgonda	1.6	-83	20.9	22	35.7	116
Nirmal	**	**	8.3	-60	154.7	451
Nizamabad	11.1	79	1	-94	140.8	425
Peddapalle	**	**	35	178	93.1	246
Ranjanna Sircilla	**	**	0.3	-99	31.3	18
Rangareddy	4	-59	35.1	146	37.1	129
Sangareddy	**	**	49.6	133	59	162
Siddipet	**	**	2.6	-82	76.9	339
Suryapet	**	**	57.4	199	46	158
Vikarabad	**	**	56.5	217	22.8	6
Wanaparthy	**	**	27.2	35	59.8	252
Warangal_Rural	**	**	24.8	20	67	186
Warangal_Urban	0	-100	26.9	27	72.2	265
Y. Bhuvangiri	**	**	38.5	96	88.3	277

 L. Excess(+60% or more)

 Excess (+20% to +59%)

 Normal (+19% to -19%)

 Deficient (-20% to -59%)

 L. Deficient (-60% to -99%)

 No Rain

 ** No Data