

Week by Week Rainfall Distribution from 28.02.18 to 14.03.18

| Sub-Divisions | 28.02.18 | | 07.03.2018 | | 14.03.18 | |
|------------------------------|-------------|--------|-------------|--------|-------------|--------|
| | Actual (mm) | % dep. | Actual (mm) | % dep. | Actual (mm) | % dep. |
| Arunachal Pradesh | | | | | | |
| Anjaw | ** | ** | ** | ** | ** | ** |
| Changlang | 36.6 | -35 | 86.2 | 37 | 0 | -100 |
| Dibang Valley | 6 | -90 | 3 | -95 | 1 | -99 |
| East Kameng | 0 | -100 | 0 | -100 | 0 | -100 |
| East Siang | 0.8 | -96 | 119 | 495 | 0 | -100 |
| Kurung Kumey | ** | ** | ** | ** | ** | ** |
| Lohit | 32.7 | 37 | 106.9 | 276 | 3.3 | -89 |
| Lower Dibang Valley | 0 | -100 | ** | ** | 4.6 | -94 |
| Lower Subansari | ** | ** | ** | ** | ** | ** |
| Papumpare | 19.3 | -11 | 25.8 | 130 | 0 | -100 |
| Tawang | 9 | -14 | 56 | 818 | 9 | -36 |
| Tirap | 48.2 | 163 | 53.8 | 95 | 0 | -100 |
| Upper Siang | 15.8 | -74 | 157.6 | 121 | 10.8 | -89 |
| Upper Subansari | 8.2 | -39 | ** | ** | 10 | -42 |
| West Kameng | 0 | -100 | 10.4 | 70 | 0 | -100 |
| West Siang | 5.7 | -76 | 53.6 | 158 | 1 | -95 |
| Assam & Meghalaya | | | | | | |
| Assam | | | | | | |
| Baksa | 18.8 | 93 | 45 | 857 | 1.1 | -89 |
| Barpeta | 12.2 | 26 | 34.8 | 641 | 2.1 | -78 |
| Bongaigaon | 13.3 | 46 | 46.7 | 630 | 1.4 | -87 |
| Cachar | 14.5 | -13 | 7.6 | -63 | 30.5 | 12 |
| Chirang | 29.2 | 221 | 33.3 | 420 | 0.2 | -98 |
| Darrang | 18 | 414 | 7 | -1 | 0 | -100 |
| Dhemaji | 8 | -43 | 17 | 77 | 0 | -100 |
| Dhubri | 6.3 | 26 | 2.4 | -67 | 0 | -100 |
| Dibrugarh | 17.7 | 9 | 51.9 | 235 | 1.3 | -94 |
| Goalpara | 8.3 | 26 | 0 | -100 | 0 | -100 |
| Golaghat | 17.6 | 156 | 51.5 | 577 | 6.4 | -31 |
| Hailakandi | 10.9 | -23 | 0 | -100 | 0 | -100 |
| Jorhat | 11.3 | 17 | 60.7 | 472 | 2.1 | -85 |
| Kamrup(Rural) | 8.8 | 46 | 55 | 733 | 2.3 | -78 |
| Kamrup(Metro) | 1.4 | -77 | 18.4 | 179 | 7.6 | -26 |
| Karbi Anglong | 0 | -100 | 0 | -100 | 0 | -100 |
| Karimganj | 17.9 | 77 | 8.3 | -64 | 12.5 | -41 |
| Kokrajhar | 11.5 | 32 | 3.4 | 36 | 1.8 | -82 |

| | | | | | | |
|------------------|------|-------|------|------|------|------|
| Lakhimpur | 17.2 | 23 | 38 | 296 | 0.9 | -94 |
| Morigaon | 0 | -100 | 6.2 | 35 | 1.9 | -84 |
| N.C.Hills | 20.1 | 10 | 0 | -100 | 13.2 | -18 |
| Nagaon | 0 | -100 | 6 | 23 | 2.1 | -76 |
| Nalbari | 11.1 | 296 | 34.3 | 383 | 2.8 | -68 |
| Sonitpur | 6.7 | 55 | 28 | 367 | 0.8 | -90 |
| Sibsagar | 7.3 | -14 | 25.7 | 126 | 0.7 | -95 |
| Tinsukia | 26.6 | 71 | 75 | 279 | 0.7 | -96 |
| Udalgiri | 1.8 | -49 | 20 | 182 | 0.5 | -95 |
| Meghalaya | | | | | | |
| East Garo Hills | 46 | 752 | 0 | -100 | 0 | -100 |
| East Khasi Hills | 14.7 | 122 | 0 | -100 | 3.5 | -84 |
| Jaintia Hills | ** | ** | ** | ** | ** | ** |
| Ribhoi | 10.6 | 108 | 1.2 | -33 | 0.4 | -97 |
| South Garo Hills | ** | ** | ** | ** | ** | ** |
| West Garo Hills | 0 | -100 | 0 | -100 | 0 | -100 |
| West Khasi Hills | ** | ** | ** | ** | ** | ** |
| NMMT | | | | | | |
| Mizoram | | | | | | |
| Aizwal | 7.7 | -35 | 0 | -100 | 1 | -94 |
| Champhai | ** | ** | ** | ** | ** | ** |
| Kolasib | ** | ** | ** | ** | ** | ** |
| Lawngtlai | ** | ** | ** | ** | ** | ** |
| Lunglei | 0.5 | -86 | 0 | -100 | 0 | -100 |
| Mamit | ** | ** | ** | ** | ** | ** |
| Saiha | ** | ** | ** | ** | ** | ** |
| Serchhip | 0 | -100 | 0 | -100 | 0 | -100 |
| Manipur | | | | | | |
| Bishnupur | ** | ** | ** | ** | ** | ** |
| Chandel | ** | ** | ** | ** | ** | ** |
| Churachandpur | ** | ** | ** | ** | ** | ** |
| Imphal east | 7.5 | -38 | 0.2 | -99 | 23.7 | 130 |
| Imphal west | 0.5 | -95 | 0 | -100 | 35.2 | 507 |
| Senapati | 7 | 13 | 0 | -100 | 6 | -9 |
| Tamenglong | ** | ** | ** | ** | ** | ** |
| Thoubal | 1 | -89 | 2 | -86 | 23 | 254 |
| Ukhrul | ** | ** | ** | ** | ** | ** |
| Nagaland | | | | | | |
| Dimapur | 0.1 | -93 | 8.3 | -13 | 0 | -100 |
| Kephire | 4 | -48.0 | 2 | -82 | 0 | -100 |
| Kohima | 3.6 | -60 | 9.3 | 2 | 1.6 | -85 |

| | | | | | | |
|-------------------------|------|------|------|------|----|------|
| Longleng | ** | ** | ** | ** | ** | ** |
| Mokokchung | ** | ** | ** | ** | ** | ** |
| Mon | ** | ** | ** | ** | ** | ** |
| Paren | ** | ** | ** | ** | ** | ** |
| Phek | 6 | -34 | 4 | -56 | 0 | -100 |
| Tuensang | ** | ** | ** | ** | ** | ** |
| Wokha | 0 | -100 | 0 | -100 | 0 | -100 |
| Zunheboto | ** | ** | ** | ** | ** | ** |
| Tripura | | | | | | |
| Dhalai | 14.2 | -10 | 0 | -100 | 0 | -100 |
| NorthTripura | 22.5 | 41 | 0 | -100 | 0 | -100 |
| SouthTripura | 1.5 | -84 | 0 | -100 | 0 | -100 |
| West Tripura | 10.1 | 10 | 0 | -100 | 0 | -100 |
| Himachal Pradesh | | | | | | |
| Bilaspur | 0.7 | -96 | 1.1 | -91 | 0 | -100 |
| Chamba | 37.5 | 13 | 22.1 | -38 | 0 | -100 |
| Hamirpur | 5.9 | -51 | 1.2 | -93 | 0 | -100 |
| Kangra | 15.2 | -32 | 6.6 | -66 | 0 | -100 |
| Kinnaur | 16.9 | -26 | 19.2 | 5 | 0 | -100 |
| Kullu | 28.8 | -1 | 37.1 | 53 | 0 | -100 |
| Lahaul and Spiti | 13 | -65 | 8 | -76 | 0 | -100 |
| Mandi | 8.4 | -44 | 14.3 | -5 | 0 | -100 |
| Shimla | 14.5 | -21 | 14.7 | 1 | 0 | -100 |
| Sirmaur | 10.4 | -10 | 3.1 | -61 | 0 | -100 |
| Solan | 7.8 | -45 | 2.7 | -82 | 0 | -100 |
| Una | 2.2 | -75 | 0.7 | -93 | 0 | -100 |
| Punjab | | | | | | |
| Amritsar | 0.6 | -93 | 0.3 | -95 | 0 | -100 |
| Barnala | 1 | -83 | 0 | -100 | 0 | -100 |
| Bhatinda | 0 | -100 | 0 | -100 | 0 | -100 |
| Faridkot | 1.1 | -56 | 2.3 | -28 | 0 | -100 |
| Fatehgarh Saheb | 0.4 | -87 | 0 | -100 | 0 | -100 |
| Ferozpur | 0.6 | -78 | 0 | -100 | 0 | -100 |
| Gurdaspur | 9.6 | -36 | 0 | -100 | 0 | -100 |
| Hoshiarpur | 1 | -90 | 0.7 | -93 | 0 | -100 |
| Jalandhar | 0.1 | -98 | 0 | -100 | 0 | -100 |
| Kapurthala | 2.3 | -37 | 1.7 | -75 | 0 | -100 |
| Ludhiana | 2.2 | -61 | 2.1 | -72 | 0 | -100 |
| Mansa | 0 | -100 | 0.8 | -71 | 0 | -100 |
| Moga | 0.5 | -83 | 2.6 | -16 | 0 | -100 |
| Muktesar | 0 | -100 | 1.8 | -54 | 0 | -100 |

| | | | | | | |
|----------------------------|-----|------|-----|------|---|------|
| Nawashahar | 1.9 | -75 | 1.9 | -80 | 0 | -100 |
| Patiala | 1.3 | -78 | 1.1 | -84 | 0 | -100 |
| Ropar | 5.5 | -37 | 5.2 | -28 | 0 | -100 |
| Sangrur | 0 | -100 | 0.4 | -91 | 0 | -100 |
| Mohali | 7.3 | 10 | 1.3 | -86 | 0 | -100 |
| TarnTaran | 0.5 | -90 | 0.5 | -91 | 0 | -100 |
| Haryana,Chd,Delhi | | | | | | |
| Haryana | | | | | | |
| Ambala | 3.7 | -57 | 0 | -100 | 0 | -100 |
| Bhiwani | 0 | -100 | 0 | -100 | 0 | -100 |
| Chandigarh | 8.7 | 55 | 0 | -100 | 0 | -100 |
| Faridabad | 0 | -100 | 0 | -100 | 0 | -100 |
| Fatehabad | 0 | -100 | 0 | -100 | 0 | -100 |
| Gurgaon | 0 | -100 | 0 | -100 | 0 | -100 |
| Hissar | 0 | -100 | 0 | -100 | 0 | -100 |
| Jhajar | 0 | -100 | 0 | -100 | 0 | -100 |
| Jind | 0 | -100 | 0 | -100 | 0 | -100 |
| Katihah | 3.7 | 31 | 0 | -100 | 0 | -100 |
| Karnal | 0.5 | -90 | 0 | -100 | 0 | -100 |
| Kurukshetra | 3.5 | 21 | 0 | -100 | 0 | -100 |
| Mahendragarh | 0 | -100 | 0 | -100 | 0 | -100 |
| Mewat | 0 | -100 | 0 | -100 | 0 | -100 |
| Palwal | 0 | -100 | 0 | -100 | 0 | -100 |
| Panchkkula | 7 | -4 | 0 | -100 | 0 | -100 |
| Panipat | 0 | -100 | 0 | -100 | 0 | -100 |
| Rewari | 0 | -100 | 2.8 | 77 | 0 | -100 |
| Rohtak | 0 | -100 | 0 | -100 | 0 | -100 |
| Sirsa | 0 | -100 | 0 | -100 | 0 | -100 |
| Sonepat | 0.2 | -94 | 0 | -100 | 0 | -100 |
| Yamunanagar | 5.9 | -16 | 0.1 | -99 | 0 | -100 |
| Delhi | | | | | | |
| Central Delhi | 0 | -100 | 0 | -100 | 0 | -100 |
| East Delhi | ** | ** | ** | ** | 0 | -100 |
| New Delhi | 0 | -100 | 0 | -100 | 0 | -100 |
| North Delhi | 0 | -100 | 0 | -100 | 0 | -100 |
| North East Delhi | 0 | -100 | 0 | -100 | 0 | -100 |
| North West Delhi | 0 | -100 | 0 | -100 | 0 | -100 |
| South Delhi | 0 | -100 | 0 | -100 | 0 | -100 |
| South West Delhi | 0 | -100 | 0 | -100 | 0 | -100 |
| West Delhi | 0 | -100 | 0 | -100 | 0 | -100 |
| Jammu & Kashmir | | | | | | |

| | | | | | | |
|----------------------------|------|------|------|------|------|------|
| Anantnag | 20 | -24 | 38.5 | 8 | 2.4 | -92 |
| Badgam | 10.7 | -48 | 8.6 | -51 | 1.5 | -92 |
| Bandipore | 13 | -81 | 60 | 154 | 28 | -43 |
| Baramula | 10.9 | -84 | 31.9 | -20 | 7.9 | -84 |
| Doda | 34.6 | -24 | 20.8 | -59 | 0 | -100 |
| Ganderbal | 22.2 | 32 | 36 | 95 | 2.2 | -91 |
| Jammu | 4.3 | -71 | 4.8 | -66 | 0 | -100 |
| Kargil | 0 | -100 | 0.8 | -70 | 0 | -100 |
| Kathua | 18.6 | 19 | 1 | -80 | 0 | -100 |
| Kistwar | ** | ** | ** | ** | ** | ** |
| Kulgam | 25.8 | -3 | 43.4 | 83 | 0.3 | -99 |
| Kupwara | 21.9 | -40 | 88.8 | 71 | 14.2 | -69 |
| Ladakh(Leh) | 0 | -100 | 0.1 | -94 | 0 | -100 |
| Poonch | ** | ** | ** | ** | ** | ** |
| Pulwama | 5.8 | -61 | 28.1 | 168 | 0 | -100 |
| Rajouri | 12.6 | 64 | 6.8 | -41 | 2.4 | -72 |
| Ramban | 24.1 | -47 | 49.6 | 12 | 0.5 | -99 |
| Reasi | 12.6 | -65 | 13.1 | -28 | 0 | -100 |
| Samba | 1 | -93 | 3.4 | -76 | 0.5 | -97 |
| Shopian | 0 | -100 | 24 | 28 | 0 | -100 |
| Srinagar | 11.6 | -31 | 16.3 | -12 | 2.1 | -91 |
| Udhampur | 5.2 | -85 | 7.4 | -72 | 0 | -100 |
| East Madhya Pradesh | | | | | | |
| Anuppur | 0 | -100 | 0 | -100 | 0 | -100 |
| Balaghat | 0 | -100 | 0 | -100 | 0 | -100 |
| Chhatarpur | 0 | -100 | 0 | -100 | 0 | -100 |
| Chindwara | 0 | -100 | 0 | -100 | 0 | -100 |
| Damoh | 0 | -100 | 0 | -100 | 0.5 | -82 |
| Dindori | 0 | -100 | 0 | -100 | 0 | -100 |
| Jabalpur | 0 | -100 | 0 | -100 | 0.5 | -76 |
| Katni | 0 | -100 | 0 | -100 | 0 | -100 |
| Mandla | 2 | -55 | 0.4 | -89 | 0 | -100 |
| Narsingpur | 0 | -100 | 0.2 | -87 | 0.2 | -87 |
| Panna | 0 | -100 | 0 | -100 | 0 | -100 |
| Rewa | 0 | -100 | 0 | -100 | 0 | -100 |
| Sagar | 0 | -100 | 0.2 | -93 | 1.7 | -8 |
| Satna | 0 | -100 | 0 | -100 | 0 | -100 |
| Seoni | 0.5 | -89 | 0 | -100 | 0.3 | -95 |
| Shahdol | 0 | -100 | 0 | -100 | 0 | -100 |
| Sidhi | 0 | -100 | 0 | -100 | 0 | -100 |
| Singrauli | 0 | -100 | 0 | -100 | 0 | -100 |

| | | | | | | |
|----------------------------|---|------|---|------|-----|------|
| Tikamgarh | 0 | -100 | 0 | -100 | 0 | -100 |
| Umariya | 0 | -100 | 0 | -100 | 0 | -100 |
| West Madhya Pradesh | | | | | | |
| Agar | 0 | -100 | 0 | -100 | 0 | -100 |
| Alirajpur | 0 | -100 | 0 | -100 | 0 | -100 |
| Asoknagar | 0 | -100 | 0 | -100 | 4 | 300 |
| Barwani | 0 | -100 | 0 | -100 | 0 | -100 |
| Betul | 0 | -100 | 0 | -100 | 0 | -100 |
| Bhind | 0 | -100 | 0 | -100 | 0 | -100 |
| Bhopal | 0 | -100 | 0 | -100 | 1.4 | 75 |
| Burhanpur | 0 | -100 | 0 | -100 | 0 | -100 |
| Datia | 0 | -100 | 0 | -100 | 0 | -100 |
| Dewas | 0 | -100 | 0 | -100 | 0 | -100 |
| Dhar | 0 | -100 | 0 | -100 | 0 | -100 |
| Guna | 0 | -100 | 0 | -100 | 0.3 | -75 |
| Gwalior | 0 | -100 | 0 | -100 | 0 | -100 |
| Harda | 0 | -100 | 0 | -100 | 0 | -100 |
| Hoshangabad | 0 | -100 | 0 | -100 | 0 | -100 |
| Indore | 0 | -100 | 0 | -100 | 0 | -100 |
| Jhabua | 0 | -100 | 0 | -100 | 0 | -100 |
| Khandwa | 0 | -100 | 0 | -100 | 0 | -100 |
| Khargone | 0 | -100 | 0 | -100 | 0 | -100 |
| Mandsaur | 0 | -100 | 0 | -100 | 0 | -100 |
| Morena | 0 | -100 | 0 | -100 | 0 | -100 |
| Neemuch | 0 | -100 | 0 | -100 | 0 | -100 |
| Raisen | 0 | -100 | 0 | -100 | 0.6 | -23 |
| Rajgarh | 0 | -100 | 0 | -100 | 3.1 | 285 |
| Ratlam | 0 | -100 | 0 | -100 | 0 | -100 |
| Sehore | 0 | -100 | 0 | -100 | 1 | 100 |
| Shajapur | 0 | -100 | 0 | -100 | 0 | -100 |
| Sheopur Kalani | 0 | -100 | 0 | -100 | 0 | -100 |
| Shivpuri | 0 | -100 | 0 | -100 | 0 | -100 |
| Ujjain | 0 | -100 | 0 | -100 | 0 | -100 |
| Vidisha | 0 | -100 | 0 | -100 | 1.2 | 33 |
| Chhattisgarh | | | | | | |
| Balod | 0 | -100 | 0 | -100 | 0 | -100 |
| Baloda Bazar | 0 | -100 | 0 | -100 | 0 | -100 |
| Balrampur | 0 | -100 | 0 | -100 | 0 | -100 |
| Bastar | 0 | -100 | 0 | -100 | 0 | -100 |
| Bemetara | 0 | -100 | 0 | -100 | 0 | -100 |
| Bijapur | 0 | -100 | 0 | -100 | 0 | -100 |

| | | | | | | |
|---------------------------|---|------|-----|------|---|------|
| Bilaspur | 0 | -100 | 0.3 | -93 | 0 | -100 |
| Dantewara | 0 | -100 | 0 | -100 | 0 | -100 |
| Dhamtari | 0 | -100 | 0 | -100 | 0 | -100 |
| Durg | 0 | -100 | 0 | -100 | 0 | -100 |
| Gariaband | 0 | -100 | 0 | -100 | 0 | -100 |
| Janjgir | 0 | -100 | 0 | -100 | 0 | -100 |
| Jashpurnagar | 0 | -100 | 0 | -100 | 0 | -100 |
| Kabirdham | 0 | -100 | 0 | -100 | 0 | -100 |
| Kanker | 0 | -100 | 0 | -100 | 0 | -100 |
| Kondagaon | 0 | -100 | 0 | -100 | 0 | -100 |
| Korba | 0 | -100 | 0 | -100 | 0 | -100 |
| Koriya | 1 | -38 | 0 | -100 | 0 | -100 |
| Mahasumund | 0 | -100 | 0 | -100 | 0 | -100 |
| Mungeli | 0 | -100 | 0 | -100 | 0 | -100 |
| Narayanpur | 0 | -100 | 0 | -100 | 0 | -100 |
| Raigarh | 0 | -100 | 0 | -100 | 0 | -100 |
| Raipur | 0 | -100 | 0 | -100 | 0 | -100 |
| Rajnandgaon | 0 | -100 | 0 | -100 | 0 | -100 |
| Sukma | 0 | -100 | 0 | -100 | 0 | -100 |
| Surajpur | 0 | -100 | 0 | -100 | 0 | -100 |
| Surguja | 0 | -100 | 0.2 | -95 | 0 | -100 |
| East Uttar Pradesh | | | | | | |
| Allahabad | 0 | -100 | 0 | -100 | 0 | -100 |
| Ambedkar Nagar | 0 | -100 | 0 | -100 | 0 | -100 |
| Azamgarh | 0 | -100 | 0 | -100 | 0 | -100 |
| Bahraich | 0 | -100 | 0 | -100 | 0 | -100 |
| Ballia | 0 | -100 | 0 | -100 | 0 | -100 |
| Balrampur | 0 | -100 | 0 | -100 | 0 | -100 |
| Banda | 0 | -100 | 0 | -100 | 0 | -100 |
| Barabanki | 0 | -100 | 0 | -100 | 0 | -100 |
| Basti | 0 | -100 | 0 | -100 | 0 | -100 |
| Chandauli | 0 | -100 | 0 | -100 | 0 | -100 |
| Deoria | 0 | -100 | 0 | -100 | 0 | -100 |
| Faizabad | 0 | -100 | 0 | -100 | 0 | -100 |
| Farrukhabad | 0 | -100 | 0 | -100 | 0 | -100 |
| Fatehpur | 0 | -100 | 0 | -100 | 0 | -100 |
| Gazipur | 0 | -100 | 0 | -100 | 0 | -100 |
| Gonda | 0 | -100 | 0 | -100 | 0 | -100 |
| Gorakhpur | 0 | -100 | 0 | -100 | 0 | -100 |
| Hardoi | 0 | -100 | 0 | -100 | 0 | -100 |
| Jaunpur | 0 | -100 | 0 | -100 | 0 | -100 |

| | | | | | | |
|---------------------------|-----|------|-----|------|---|------|
| Kannauj | 0 | -100 | 0 | -100 | 0 | -100 |
| Kanpur City | 0 | -100 | 0 | -100 | 0 | -100 |
| Kanpur Dehat | 0 | -100 | 0 | -100 | 0 | -100 |
| Kaushambi | 0 | -100 | 0 | -100 | 0 | -100 |
| Kheri | 0.2 | -95 | 0 | -100 | 0 | -100 |
| Kushi nagar | 0 | -100 | 0 | -100 | 0 | -100 |
| Lucknow | 0 | -100 | 0 | -100 | 0 | -100 |
| Maharajganj | 0 | -100 | 0 | -100 | 0 | -100 |
| Mau | 0 | -100 | 0 | -100 | 0 | -100 |
| Mirzapur | 0 | -100 | 0 | -100 | 0 | -100 |
| Pratapgarh | 0 | -100 | 0 | -100 | 0 | -100 |
| RaiBareilly | 0 | -100 | 0 | -100 | 0 | -100 |
| Sahuji Maharajnagar | 0 | -100 | 0 | -100 | 0 | -100 |
| Sant Kabirnagar | 0 | -100 | 0 | -100 | 0 | -100 |
| Sant Ravidas Nagar | 0 | -100 | 0 | -100 | 0 | -100 |
| Shrawasti | 0 | -100 | 0 | -100 | 0 | -100 |
| Sidharthnagar | 0 | -100 | 0 | -100 | 0 | -100 |
| Sitapur | 0 | -100 | 0 | -100 | 0 | -100 |
| Sonbhadra | 0 | -100 | 0 | -100 | 0 | -100 |
| Sultanpur | 0 | -100 | 0 | -100 | 0 | -100 |
| Unnao | 0 | -100 | 0 | -100 | 0 | -100 |
| Varanasi | 0 | -100 | 0 | -100 | 0 | -100 |
| West Uttar Pradesh | | | | | | |
| Agra | 0 | -100 | 0 | -100 | 0 | -100 |
| Aligarh | 0 | -100 | 4 | 167 | 0 | -100 |
| Auraiya | 0 | -100 | 0 | -100 | 0 | -100 |
| Badaun | 0 | -100 | 2.4 | 4 | 0 | -100 |
| Baghpat | 0 | -100 | 0 | -100 | 0 | -100 |
| Bareilly | 0 | -100 | 1.8 | -44 | 0 | -100 |
| Bijnor | 0 | -100 | 0 | -100 | 0 | -100 |
| Bulandsahar | 0 | -100 | 0 | -100 | 0 | -100 |
| Etah | 0 | -100 | 0.8 | -68 | 0 | -100 |
| Etawah | 0 | -100 | 0 | -100 | 0 | -100 |
| Firozabad | 0 | -100 | 0 | -100 | 0 | -100 |
| GBNagar | 0 | -100 | 0 | -100 | 0 | -100 |
| Ghaziabad | 0 | -100 | 0 | -100 | 0 | -100 |
| Hamirpur | 0 | -100 | 0 | -100 | 0 | -100 |
| Jalaun | 0 | -100 | 0 | -100 | 0 | -100 |
| Jhansi | 0 | -100 | 0.3 | -62 | 0 | -100 |
| Jotiba Phule Nagar | 0 | -100 | 0 | -100 | 0 | -100 |
| Kanshiramnagar | 0 | -100 | 8.4 | 265 | 0 | -100 |

| | | | | | | |
|--------------------|------|------|------|------|---|------|
| Lalitpur | 0 | -100 | 0 | -100 | 0 | -100 |
| Mahamaya Nagar | 0 | -100 | 7 | 233 | 0 | -100 |
| Mahoba | 0 | -100 | 0 | -100 | 0 | -100 |
| Mainpuri | 0 | -100 | 0 | -100 | 0 | -100 |
| Mathura | 0 | -100 | 0 | -100 | 0 | -100 |
| Meerut | 0 | -100 | 0 | -100 | 0 | -100 |
| Moradabad | 0 | -100 | 1 | -72 | 0 | -100 |
| Muzzaffarnagar | 0 | -100 | 0 | -100 | 0 | -100 |
| Pilibhit | 0 | -100 | 0 | -100 | 0 | -100 |
| Rampur | 0 | -100 | 0 | -100 | 0 | -100 |
| Saharanpur | 4.3 | 6 | 0 | -100 | 0 | -100 |
| Shahjahanpur | 0 | -100 | 0.3 | -93 | 0 | -100 |
| Uttarakhand | | | | | | |
| Almora | 6.8 | -15 | 0.7 | -94 | 0 | -100 |
| Bageshwar | 6.2 | -23 | 3.7 | -70 | 0 | -100 |
| Chamoli | 16.6 | -16 | 34.6 | 119 | 0 | -100 |
| Champawat | 1 | -86 | 0 | -100 | 0 | -100 |
| Dehradun | 8.8 | -3 | 2.7 | -74 | 0 | -100 |
| Garhwal Pauri | 2.8 | -41 | 3.6 | -50 | 0 | -100 |
| Garhwal Tehri | 7.8 | -26 | 5.2 | -62 | 0 | -100 |
| Haridwar | 2.7 | -63 | 1 | -90 | 0 | -100 |
| Nainital | 5.5 | -7 | 1.1 | -90 | 0 | -100 |
| Pithorgarh | 11.7 | -22 | 10.8 | -15 | 0 | -100 |
| Rudraprayag | 10.1 | -17 | 12.7 | -26 | 0 | -100 |
| Udham Sing Nagar | 0 | -100 | 0 | -100 | 0 | -100 |
| Uttarkashi | 21 | 78 | 12.1 | -32 | 0 | -100 |
| Bihar | | | | | | |
| Araria | 0.5 | -72 | 0 | -100 | 0 | -100 |
| Arwal | 0 | -100 | 0 | -100 | 0 | -100 |
| Aurangabad | 0 | -100 | 0 | -100 | 0 | -100 |
| Banka | 0 | -100 | 0 | -100 | 0 | -100 |
| Begusarai | 0 | -100 | 0 | -100 | 0 | -100 |
| Bhabua | 0 | -100 | 0 | -100 | 0 | -100 |
| Bhagalpur | 0 | -100 | 0 | -100 | 0 | -100 |
| Bhojpur | 0 | -100 | 0 | -100 | 0 | -100 |
| Buxar | 0 | -100 | 0 | -100 | 0 | -100 |
| Darbhanga | 0 | -100 | 0 | -100 | 0 | -100 |
| East Champaran | 0 | -100 | 0 | -100 | 0 | -100 |
| Gaya | 0 | -100 | 0 | -100 | 0 | -100 |
| Gopalganj | 0 | -100 | 0 | -100 | 0 | -100 |
| Jahanabad | 0 | -100 | 0 | -100 | 0 | -100 |

| | | | | | | |
|------------------|------|------|-----|------|----|------|
| Jamui | 0 | -100 | 0 | -100 | 0 | -100 |
| Kathihar | 0 | -100 | 0 | -100 | 0 | -100 |
| Khagadia | 0 | -100 | 0 | -100 | 0 | -100 |
| Kishanganj | 0 | -100 | 0 | -100 | 0 | -100 |
| Lakhisarai | 0 | -100 | 0 | -100 | 0 | -100 |
| Madhepura | 0 | -100 | 0 | -100 | 0 | -100 |
| Madhubani | 0 | -100 | 0 | -100 | 0 | -100 |
| Monghyar | 0 | -100 | 0 | -100 | 0 | -100 |
| Muzaffarpur | 0 | -100 | 0 | -100 | 0 | -100 |
| Nalanda | 0 | -100 | 0 | -100 | 0 | -100 |
| Nawada | 0 | -100 | 0 | -100 | 0 | -100 |
| Patna | 0 | -100 | 0 | -100 | 0 | -100 |
| Purnea | 0 | -100 | 0 | -100 | 0 | -100 |
| Rohtas | 0 | -100 | 0 | -100 | 0 | -100 |
| Saharsha | 0 | -100 | 0 | -100 | 0 | -100 |
| Samstipur | 0 | -100 | 0 | -100 | 0 | -100 |
| Saran | 0 | -100 | 0 | -100 | 0 | -100 |
| Sheikpura | 0 | -100 | 0 | -100 | 0 | -100 |
| Sheohar | 0 | -100 | 0 | -100 | 0 | -100 |
| Sitamarhi | 0 | -100 | 0 | -100 | 0 | -100 |
| Siwan | 0 | -100 | 0 | -100 | 0 | -100 |
| Supaul | 0 | -100 | 0 | -100 | 0 | -100 |
| Vaishali | 0 | -100 | 0 | -100 | 0 | -100 |
| West Champaran | 0 | -100 | 0 | -100 | 0 | -100 |
| Jharkhand | | | | | | |
| Bokaro | 0 | -100 | 0 | -100 | 0 | -100 |
| Chatra | ** | ** | 0 | -100 | ** | ** |
| Deoghar | 0 | -100 | 0 | -100 | 0 | -100 |
| Dhanbad | 0 | -100 | 0 | -100 | 0 | -100 |
| Dumka | 0 | -100 | 0 | -100 | 0 | -100 |
| East Singbhum | 1 | -82 | 1.4 | -71 | 0 | -100 |
| Garhwa | 3.8 | 192 | ** | ** | 0 | -100 |
| Giridih | 1 | -41 | 0 | -100 | 0 | -100 |
| Godda | 0 | -100 | 0 | -100 | 0 | -100 |
| Gumla | ** | ** | 0.9 | -84 | 0 | -100 |
| Hazaribagh | 4.2 | 50 | 0 | -100 | ** | ** |
| Jamtara | ** | ** | ** | ** | ** | ** |
| Khunti | 0 | -100 | 0 | -100 | 0 | -100 |
| Koderrna | 0 | -100 | 0 | -100 | ** | ** |
| Latehar | 16.5 | 432 | 0 | -100 | ** | ** |
| Lohardagga | 0 | -100 | 0 | -100 | ** | ** |

| | | | | | | |
|-----------------------|-----|------|-----|------|----|------|
| Pakur | 2.7 | -28 | 0 | -100 | 0 | -100 |
| Palamau | 3.7 | 54 | 0 | -100 | 0 | -100 |
| Ramgarh | ** | ** | ** | ** | ** | ** |
| Ranchi | 0.2 | -97 | 0.6 | -90 | 0 | -100 |
| Sahebganj | ** | ** | 0 | -100 | ** | ** |
| Saraikela | ** | ** | 0 | -100 | 0 | -100 |
| Simdega | ** | ** | 0 | -100 | 0 | -100 |
| West Singhbhum | 2.1 | -50 | 0 | -100 | 0 | -100 |
| East Rajasthan | | | | | | |
| Ajmer | 0 | -100 | 0 | -100 | 0 | -100 |
| Alwar | 0 | -100 | 2.4 | 42 | 0 | -100 |
| Banswara | 0 | -100 | 0 | -100 | 0 | -100 |
| Baran | 0 | -100 | 0 | -100 | 0 | -100 |
| Bharatpur | 0 | -100 | 2.2 | 38 | 0 | -100 |
| Bhilwara | 0 | -100 | 0 | -100 | 0 | -100 |
| Bundi | 0 | -100 | 0 | -100 | 0 | -100 |
| Chittorgarh | 0 | -100 | 0 | -100 | 0 | -100 |
| Dausa | 0 | -100 | 0 | -100 | 0 | -100 |
| Dholpur | 0 | -100 | 0 | -100 | 0 | -100 |
| Dungarpur | 0 | -100 | 0 | -100 | 0 | -100 |
| Jaipur | 0 | -100 | 0 | -100 | 0 | -100 |
| Jhalawar | 0 | -100 | 0 | -100 | 0 | -100 |
| Jhunjhunu | 0 | -100 | 0 | -100 | 0 | -100 |
| Karauli | 0 | -100 | 0 | -100 | 0 | -100 |
| Kota | 0 | -100 | 0 | -100 | 0 | -100 |
| Pratapgarh | 0 | -100 | 0 | -100 | 0 | -100 |
| Rajsamand | 0 | -100 | 0 | -100 | 0 | -100 |
| Sawai Madhopur | 0 | -100 | 0 | -100 | 0 | -100 |
| Sikar | 0 | -100 | 0 | -100 | 0 | -100 |
| Sirohi | 0 | -100 | 0 | -100 | 0 | -100 |
| Tonk | 0 | -100 | 0 | -100 | 0 | -100 |
| Udaipur | 0 | -100 | 0 | -100 | 0 | -100 |
| West Rajasthan | | | | | | |
| Barmer | 0 | -100 | 0 | -100 | 0 | -100 |
| Bikaner | 0 | -100 | 0.1 | -94 | 0 | -100 |
| Churu | 0 | -100 | 0.4 | -69 | 0 | -100 |
| Hanumangarh | 0 | -100 | 0 | -100 | 0 | -100 |
| Jaisalmer | 0 | -100 | 0 | -100 | 0 | -100 |
| Jalore | 0 | -100 | 0 | -100 | 0 | -100 |
| Jodhpur | 0 | -100 | 0 | -100 | 0 | -100 |
| Nagaur | 0 | -100 | 0 | -100 | 0 | -100 |

| | | | | | | |
|-----------------------------|----|------|----|------|----|------|
| Pali | 0 | -100 | 0 | -100 | 0 | -100 |
| Sri Ganganagar | 0 | -100 | 0 | -100 | 0 | -100 |
| Gujarat Region | | | | | | |
| Ahmedabad | 0 | -100 | 0 | -100 | 0 | -100 |
| Anand | 0 | -100 | 0 | -100 | 0 | -100 |
| Aravalli | 0 | -100 | 0 | -100 | 0 | -100 |
| Banaskantha | 0 | -100 | 0 | -100 | 0 | -100 |
| Broach | 0 | -100 | 0 | -100 | 0 | -100 |
| Chhota Udepur | 0 | -100 | 0 | -100 | 0 | -100 |
| DNH | ** | ** | ** | ** | ** | ** |
| Dahod | 0 | -100 | 0 | -100 | 0 | -100 |
| Daman | ** | ** | ** | ** | ** | ** |
| Dangs | 0 | -100 | 0 | -100 | 0 | -100 |
| Gandhinagar | 0 | -100 | 0 | -100 | 0 | -100 |
| Kheda | 0 | -100 | 0 | -100 | 0 | -100 |
| Mahisagar | 0 | -100 | 0 | -100 | 0 | -100 |
| Mehsana | 0 | -100 | 0 | -100 | 0 | -100 |
| Narmada | 0 | -100 | 0 | -100 | 0 | -100 |
| Navsari | 0 | -100 | 0 | -100 | 0 | -100 |
| Panchmahal | 0 | -100 | 0 | -100 | 0 | -100 |
| Patan | 0 | -100 | 0 | -100 | 0 | -100 |
| Sabarkantha | 0 | -100 | 0 | -100 | 0 | -100 |
| Surat | 0 | -100 | 0 | -100 | 0 | -100 |
| Tapi | 0 | -100 | 0 | -100 | 0 | -100 |
| Vadodara | 0 | -100 | 0 | -100 | 0 | -100 |
| Valsad | 0 | -100 | 0 | -100 | 0 | -100 |
| S K & Diu region | | | | | | |
| Amreli | 0 | -100 | 0 | -100 | 0 | -100 |
| Bhavnagar | 0 | -100 | 0 | -100 | 0 | -100 |
| Botad | 0 | -100 | 0 | -100 | 0 | -100 |
| Devbhoomi Dwarka | 0 | -100 | 0 | -100 | 0 | -100 |
| Diu | 0 | -100 | 0 | -100 | 0 | -100 |
| Gir Somnath | 0 | -100 | 0 | -100 | 0 | -100 |
| Jamnagar | 0 | -100 | 0 | -100 | 0 | -100 |
| Junagarh | 0 | -100 | 0 | -100 | 0 | -100 |
| Kutch | 0 | -100 | 0 | -100 | 0 | -100 |
| Morbi | 0 | -100 | 0 | -100 | 0 | -100 |
| Porbandar | 0 | -100 | 0 | -100 | 0 | -100 |
| Rajkot | 0 | -100 | 0 | -100 | 0 | -100 |
| Surendranagar | 0 | -100 | 0 | -100 | 0 | -100 |
| Maharashtra | | | | | | |

| | | | | | | |
|---------------------------|---|------|---|------|---|------|
| Konkan & Goa | | | | | | |
| Mumbai City | 0 | -100 | 0 | -100 | 0 | -100 |
| Mumbai Suburban | 0 | -100 | 0 | -100 | 0 | -100 |
| North Goa | 0 | -100 | 0 | -100 | 0 | -100 |
| Raigad | 0 | -100 | 0 | -100 | 0 | -100 |
| Ratnagiri | 0 | -100 | 0 | -100 | 0 | -100 |
| Sindhudurg | 0 | -100 | 0 | -100 | 0 | -100 |
| South Goa | 0 | -100 | 0 | -100 | 0 | -100 |
| Thane | 0 | -100 | 0 | -100 | 0 | -100 |
| Madhya Maharashtra | | | | | | |
| Ahmednagar | 0 | -100 | 0 | -100 | 0 | -100 |
| Dhule | 0 | -100 | 0 | -100 | 0 | -100 |
| Jalgaon | 0 | -100 | 0 | -100 | 0 | -100 |
| Kolhapur | 0 | -100 | 0 | -100 | 0 | -100 |
| Nandurbar | 0 | -100 | 0 | -100 | 0 | -100 |
| Nasik | 0 | -100 | 0 | -100 | 0 | -100 |
| Pune | 0 | -100 | 0 | -100 | 0 | -100 |
| Sangli | 0 | -100 | 0 | -100 | 0 | -100 |
| Satara | 0 | -100 | 0 | -100 | 0 | -100 |
| Solapur | 0 | -100 | 0 | -100 | 0 | -100 |
| Marathwada | | | | | | |
| Aurangabad | 0 | -100 | 0 | -100 | 0 | -100 |
| Beed | 0 | -100 | 0 | -100 | 0 | -100 |
| Hingoli | 0 | -100 | 0 | -100 | 0 | -100 |
| Jalna | 0 | -100 | 0 | -100 | 0 | -100 |
| Latur | 0 | -100 | 0 | -100 | 0 | -100 |
| Nanded | 0 | -100 | 0 | -100 | 0 | -100 |
| Osmanabad | 0 | -100 | 0 | -100 | 0 | -100 |
| Parbhani | 0 | -100 | 0 | -100 | 0 | -100 |
| Vidarbha | | | | | | |
| Akola | 0 | -100 | 0 | -100 | 0 | -100 |
| Amraoti | 0 | -100 | 0 | -100 | 0 | -100 |
| Bhandara | 0 | -100 | 0 | -100 | 0 | -100 |
| Buldhana | 0 | -100 | 0 | -100 | 0 | -100 |
| Chandrapur | 0 | -100 | 0 | -100 | 0 | -100 |
| Gadchiroli | 0 | -100 | 0 | -100 | 0 | -100 |
| Gondia | 0 | -100 | 0 | -100 | 0 | -100 |
| Nagpur | 0 | -100 | 0 | -100 | 0 | -100 |
| Wardha | 0 | -100 | 0 | -100 | 0 | -100 |
| Washim | 0 | -100 | 0 | -100 | 0 | -100 |
| Yeotmal | 0 | -100 | 0 | -100 | 0 | -100 |


| | | | | | | |
|--|------|------|-----|------|------|------|
| Odisha | | | | | | |
| Angul | 0 | -100 | 0 | -100 | 0 | -100 |
| Balasore | 0.4 | -93 | 0 | -100 | 0 | -100 |
| Bargarh | 0 | -100 | 0 | -100 | 0 | -100 |
| Bhadrak | 0 | -100 | 0 | -100 | 0 | -100 |
| Bolangir | 0 | -100 | 0 | -100 | 0 | -100 |
| Boudh | 0 | -100 | 0 | -100 | 0 | -100 |
| Cuttack | 0 | -100 | 0 | -100 | 0 | -100 |
| Deogarh | 0 | -100 | 0 | -100 | 0 | -100 |
| Dhenkanal | 0 | -100 | 0.2 | -98 | 0 | -100 |
| Gajapati | 0 | -100 | 0 | -100 | 1.5 | -91 |
| Ganjam | 0 | -100 | 0 | -100 | 0.4 | -96 |
| Jagatsingpur | 0 | -100 | 0 | -100 | 0 | -100 |
| Jajpur | 0 | -100 | 0 | -100 | 0 | -100 |
| Jharsuguda | 0 | -100 | 0 | -100 | 0 | -100 |
| Kalahandi | 0 | -100 | 0 | -100 | 0 | -100 |
| Kandhamal | 0 | -100 | 0 | -100 | 0.1 | -97 |
| Kendrapara | 0 | -100 | 0 | -100 | 0 | -100 |
| Keonjhar | 0.1 | -99 | 0 | -100 | 0 | -100 |
| Khurda | 0 | -100 | 0 | -100 | 0 | -100 |
| Koraput | 0 | -100 | 0 | -100 | 0 | -100 |
| Malkangiri | 0 | -100 | 0 | -100 | 0 | -100 |
| Mayurbhanj | 0.3 | -97 | 0 | -100 | 0 | -100 |
| Nawapara | 0 | -100 | 0 | -100 | 0 | -100 |
| Nawarangpur | 0 | -100 | 0 | -100 | 0 | -100 |
| Nayagarh | 0 | -100 | 0 | -100 | 0 | -100 |
| Puri | 0 | -100 | 0 | -100 | 0 | -100 |
| Rayagada | 0 | -100 | 0 | -100 | 0.1 | -99 |
| Sambalpur | 0 | -100 | 0 | -100 | 0 | -100 |
| Sonepur | 0 | -100 | 0 | -100 | 0 | -100 |
| Sundargarh | 0.4 | -94 | 0 | -100 | 0 | -100 |
| West Bengal & Andaman Nicobar Islands | | | | | | |
| A & N ISLAND | | | | | | |
| Nicobar | 59.5 | 365 | 0 | -100 | 12.7 | -29 |
| North & Middle Andaman | 0 | -100 | 0 | -100 | 19.1 | 810 |
| South Andaman | 13.6 | 249 | 0 | -100 | 7.7 | 141 |
| GWB | | | | | | |
| Bankura | 0.1 | -97 | 0 | -100 | 0 | -100 |
| Birbhum | 0.4 | -83 | 0 | -100 | 0 | -100 |
| Burdwan | 0.1 | -97 | 0 | -100 | 0 | -100 |


| | | | | | | |
|--------------------------|------|------|-------|------|------|------|
| East Midnapore | 1.2 | -65 | 0.1 | -98 | 0 | -100 |
| Hooghly | 0.5 | -91 | 0 | -100 | 0 | -100 |
| Howrah | 0 | -100 | 0 | -100 | 0 | -100 |
| Kolkata | 0 | -100 | 0 | -100 | 0 | -100 |
| Murshidabad | 0.5 | -83 | 0 | -100 | 0 | -100 |
| Nadia | 0 | -100 | 0 | -100 | 0 | -100 |
| 24 Pargana (N) | 0 | -100 | 0 | -100 | 0 | -100 |
| Purulia | 0.7 | -83 | 0 | -100 | 0 | -100 |
| 24 Pargana (S) | 0.7 | -89 | 0.2 | -99 | 0 | -100 |
| West Midnapore | 5 | 20 | 0 | -100 | 0 | -100 |
| SHWB & Sikkim | | | | | | |
| Cooch Behar | 1.9 | -57 | 0.3 | -92 | 0 | -100 |
| Darjeeling | 0.2 | -97 | 3.3 | -66 | 23.1 | 72 |
| East Sikkim | 13.1 | 0 | 29.3 | 138 | 42.7 | 173 |
| Jalpaiguri | 0.7 | -83 | 24.7 | 533 | 9.1 | 6 |
| Malda | 14.5 | 292 | 0 | -100 | 0 | -100 |
| North Dinajpur | 0 | -100 | 0 | -100 | 0 | -100 |
| North Sikkim | 63.1 | 120 | 114.1 | 240 | 27.2 | -43 |
| South Dinajpur | 0 | -100 | 0 | -100 | 0 | -100 |
| South Sikkim | 12.7 | 0 | 17.9 | 45 | 37 | 137 |
| West Sikkim | 16.7 | -42 | 6.9 | -80 | 16.6 | -65 |
| Karnataka | | | | | | |
| Coastal Karnataka | | | | | | |
| Dakshina Kannada | 0 | -100 | 0 | -100 | 0.1 | -94 |
| Udupi | 0 | -100 | 0 | -100 | 0 | -100 |
| Uttara Kannada | 0 | -100 | 0 | -100 | 0 | -100 |
| N I Karnataka | | | | | | |
| Bagalkote | 0 | -100 | 0 | -100 | 0 | -100 |
| Belagavi | 0 | -100 | 0 | -100 | 0 | -100 |
| Bidar | 0 | -100 | 0 | -100 | 0 | -100 |
| Dharwad | 0 | -100 | 0 | -100 | 0 | -100 |
| Gadag | 0 | -100 | 0 | -100 | 0 | -100 |
| Haveri | 0 | -100 | 0 | -100 | 0 | -100 |
| Kalaburgi | 0 | -100 | 0 | -100 | 0.7 | -18 |
| Koppal | 0 | -100 | 0 | -100 | 0 | -100 |
| Raichur | 0 | -100 | 0 | -100 | 0 | -100 |
| Vijayapura | 0 | -100 | 0 | -100 | 0 | -100 |
| Yadgir | 0 | -100 | 0 | -100 | 0 | -100 |
| S I Karnataka | | | | | | |
| Ballari | 0 | -100 | 0 | -100 | 0 | -100 |
| Bangalore Rural | 0 | -100 | 0 | -100 | 0 | -100 |


| | | | | | | |
|--------------------|---|------|-----|------|------|------|
| Bangalore Urban | 0 | -100 | 0 | -100 | 0 | -100 |
| Chamarajanagar | 0 | -100 | 0 | -100 | 0.3 | -81 |
| Chikaballapur | 0 | -100 | 0 | -100 | 0 | -100 |
| Chikkamagaluru | 0 | -100 | 0 | -100 | 0 | -100 |
| Chitradurga | 0 | -100 | 0 | -100 | 0 | -100 |
| Davangere | 0 | -100 | 0 | -100 | 0 | -100 |
| Hassan | 0 | -100 | 0 | -100 | 0 | -100 |
| Kodagu | 0 | -100 | 0 | -100 | 3 | -14 |
| Kolar | 0 | -100 | 0 | -100 | 0 | -100 |
| Mandya | 0 | -100 | 0 | -100 | 0 | -100 |
| Mysuru | 0 | -100 | 0 | -100 | 0 | -100 |
| Ramanagara | 0 | -100 | 0 | -100 | 0 | -100 |
| Shivamogga | 0 | -100 | 0 | -100 | 0 | -100 |
| Tumakuru | 0 | -100 | 0 | -100 | 0 | -100 |
| Kerala | | | | | | |
| Alappuzha | 0 | -100 | 0 | -100 | 4.3 | -58 |
| Kannur | 0 | -100 | 0 | -100 | 8.7 | 336 |
| Ernakulam | 0 | -100 | 4.3 | 16 | 2.5 | -61 |
| Idukki | 0 | -100 | 0.1 | -99 | 2.1 | -72 |
| Kasaragod | 0 | -100 | 0 | -100 | 0 | -100 |
| Kollam | 0 | -100 | 0.3 | -97 | 74 | 436 |
| Kottayam | 0 | -100 | 0 | -100 | 1.8 | -84 |
| Kozhikode | 0 | -100 | 0 | -100 | 3.6 | 71 |
| Malappuram | 0 | -100 | 0 | -100 | 1.9 | -31 |
| Palakkad | 0 | -100 | 0 | -100 | 0 | -100 |
| Pathanamthitta | 0 | -100 | 0 | -100 | 11 | -30 |
| Thiruvananthapuram | 0 | -100 | 0 | -100 | 6.5 | 15 |
| Thrissur | 0 | -100 | 0.9 | -57 | 1 | -53 |
| Wayanad | 0 | -100 | 0 | -100 | 0 | -100 |
| Tamil Nadu | | | | | | |
| Ariyalur | 0 | -100 | 0 | -100 | 4 | -16 |
| Chennai | 0 | -100 | 0 | -100 | 0 | -100 |
| Coimbatore | 0 | -100 | 0 | -100 | 4.1 | -38 |
| Cuddalore | 0 | -100 | 0 | -100 | 0.7 | -87 |
| Dharmapuri | 0 | -100 | 0 | -100 | 0.1 | -96 |
| Dindigul | 0 | -100 | 1.2 | -79 | 18.1 | 230 |
| Erode | 0 | -100 | 0 | -100 | 0.3 | -95 |
| Kanchipuram | 0 | -100 | 0 | -100 | 0 | -100 |
| Kanyakumari | 0 | -100 | 0 | -100 | 21.6 | 125 |
| Karaikal | 0 | -100 | 0 | -100 | 0 | -100 |
| Karur | 0 | -100 | 0 | -100 | 4.7 | 79 |


| | | | | | | |
|-------------------------------|---|------|-----|------|------|------|
| Krishnagiri | 0 | -100 | 0 | -100 | 0 | -100 |
| Madurai | 0 | -100 | 0 | -100 | 3.8 | -17 |
| Nagapattinam | 0 | -100 | 0 | -100 | 0 | -100 |
| Namakkal | 0 | -100 | 0 | -100 | 0.9 | -68 |
| Nilgiris | 0 | -100 | 0 | -100 | 7.6 | -26 |
| Perambalur | 0 | -100 | 0 | -100 | 3 | 131 |
| Puducherry | 0 | -100 | 0 | -100 | 0 | -100 |
| Pudukottai | 0 | -100 | 0 | -100 | 0.8 | -72 |
| Ramanathapuram | 0 | -100 | 0.6 | -91 | 7.3 | 9 |
| Salem | 0 | -100 | 0 | -100 | 0.3 | -90 |
| Sivaganga | 0 | -100 | 0 | -100 | 5.3 | 27 |
| Thanjavur | 0 | -100 | 0 | -100 | 1.3 | -77 |
| Theni | 0 | -100 | 0.4 | -96 | 7.7 | -2 |
| Tirunelveli | 0 | -100 | 0 | -100 | 72.3 | 456 |
| Tirupur | 0 | -100 | 0 | -100 | 6.8 | 45 |
| Tiruvallur | 0 | -100 | 0 | -100 | 0 | -100 |
| Tiruvannamalai | 0 | -100 | 0 | -100 | 0 | -100 |
| Tiruvarur | 0 | -100 | 0 | -100 | 1.7 | -68 |
| Toothukudi | 0 | -100 | 0.3 | -97 | 58.5 | 670 |
| Trichy | 0 | -100 | 0 | -100 | 1.1 | -58 |
| Vellore | 0 | -100 | 0 | -100 | 0 | -100 |
| Villupuram | 0 | -100 | 0 | -100 | 0 | -100 |
| Virudhunagar | 0 | -100 | 0 | -100 | 9.1 | 78 |
| Andhra Pradesh | | | | | | |
| Coastal Andhra Pradesh | | | | | | |
| East Godavari | 0 | -100 | 0 | -100 | 0 | -100 |
| Guntur | 0 | -100 | 0 | -100 | 0 | -100 |
| Krishna | 0 | -100 | 0 | -100 | 0 | -100 |
| Nellore | 0 | -100 | 0 | -100 | 0 | -100 |
| Prakasam | 0 | -100 | 0 | -100 | 0 | -100 |
| Sirkakulam | 0 | -100 | 0 | -100 | 0 | -100 |
| Visakhapatnam | 0 | -100 | 0 | -100 | 0 | -100 |
| Vizianagram | 0 | -100 | 0 | -100 | 0.2 | -96 |
| West Godavari | 0 | -100 | 0 | -100 | 0 | -100 |
| Rayalaseema | | | | | | |
| Anantapur | 0 | -100 | 0 | -100 | 0 | -100 |
| Chittoor | 0 | -100 | 0 | -100 | 0 | -100 |
| Cuddapah | 0 | -100 | 0 | -100 | 0 | -100 |
| Kurnool | 0 | -100 | 0 | -100 | 0 | -100 |
| Telangana | | | | | | |
| Adilabad | 0 | -100 | 0 | -100 | 0 | -100 |


| | | | | | | |
|--------------|---|------|---|------|-----|------|
| Hyderabad | 0 | -100 | 0 | -100 | 0 | -100 |
| Karimnagar | 0 | -100 | 0 | -100 | 0.3 | -92 |
| Khammam | 0 | -100 | 0 | -100 | 0 | -100 |
| Mehabubnagar | 0 | -100 | 0 | -100 | 0 | -100 |
| Medak | 0 | -100 | 0 | -100 | 0 | -100 |
| Nalgonda | 0 | -100 | 0 | -100 | 0 | -100 |
| Nizamabad | 0 | -100 | 0 | -100 | 0 | -100 |
| Rangareddy | 0 | -100 | 0 | -100 | 0 | -100 |
| Warangal | 0 | -100 | 0 | -100 | 0 | -100 |

 **L. Excess(+60% or more)**

 **Excess (+20% to +59%)**

 **Normal (+19% to -19%)**

 **Deficient (-20% to -59%)**

 **L. Deficient (-60% to -99%)**

 **No Rain**  **No Data**