

Week by Week Rainfall Distribution from 04.04.18 to 18.04.18

| Sub-Divisions | 04.04.18 | | 11.04.18 | | 18.04.18 | |
|------------------------------|-------------|--------|-------------|--------|-------------|--------|
| | Actual (mm) | % dep. | Actual (mm) | % dep. | Actual (mm) | % dep. |
| Arunachal Pradesh | | | | | | |
| Anjaw | ** | ** | ** | ** | ** | ** |
| Changlang | 0 | -100 | 14.8 | -89 | 69.6 | -31 |
| Dibang Valley | 3 | -98 | 7 | -92 | 1 | -98 |
| East Kameng | 0 | -100 | 0 | -100 | 12.6 | -63 |
| East Siang | 0.8 | -98 | 20.6 | -56 | 108.2 | 159 |
| Kurung Kumey | ** | ** | 51.2 | -13.0 | 114.1 | 115 |
| Lohit | 5 | -94 | 14.9 | -85 | 70.8 | 1 |
| Lower Dibang Valley | 0 | -100 | 37 | -60 | 80.4 | 50 |
| Lower Subansari | ** | ** | ** | ** | ** | ** |
| Papumpare | 15.1 | -39 | 23.7 | -46 | 52.7 | 21 |
| Tawang | ** | ** | 0 | -100 | 39 | 20 |
| Tirap | 0 | -100 | 20.2 | -72 | 49.6 | -32 |
| Upper Siang | 38.6 | -53 | 67.4 | -41 | 93.4 | 42 |
| Upper Subansari | 2 | -91 | 20.2 | 27 | 42.6 | 108 |
| West Kameng | 0 | -100 | 49.6 | 170 | 78.4 | 142 |
| West Siang | 8.1 | -79 | 27 | -34 | 69.9 | -3 |
| Assam & Meghalaya | | | | | | |
| Assam | | | | | | |
| Baksa | 2 | -93 | 22.1 | -21 | 22.3 | -37 |
| Barpeta | 5.2 | -81 | 50.2 | 79 | 62.5 | 76 |
| Bongaigaon | 8 | -73 | 8.1 | -70 | 96.1 | 163 |
| Cachar | 19.2 | -71 | 41.6 | -27 | 50.1 | -6 |
| Chirang | 27.5 | -9 | 22.5 | -17 | 25.7 | -30 |
| Darrang | 0 | -100 | 0 | -100 | 58.8 | 28 |
| Dhemaji | 3 | -90 | 2 | -94 | 0 | -100 |
| Dhubri | 56.2 | 128 | 28.7 | 101 | 111.2 | 224 |
| Dibrugarh | 10.9 | -74 | 19.9 | -58 | 47.7 | -13 |
| Goalpara | 20.9 | -12 | 80.8 | 133 | 84.8 | 93 |
| Golaghat | 2.1 | -93 | 27.4 | -8 | 25.4 | -27 |
| Hailakandi | 25 | -52 | 23.4 | -50 | 23.1 | -46 |
| Jorhat | 0.7 | -98 | 16.8 | -62 | 21.4 | -53 |
| Kamrup(Rural) | 5.6 | -73 | 9.9 | -60 | 40.5 | 13 |
| Kamrup(Metro) | 7.6 | -64 | 18.5 | -26 | 41.3 | 15 |
| Karbi Anglong | 0 | -100 | 12.8 | -38 | 12.7 | -37 |
| Karimganj | 13.8 | -81 | 55.9 | -21 | 48.7 | -28 |
| Kokrajhar | 24.2 | -36 | 36.9 | 29 | 98 | 109 |

| | | | | | | |
|------------------|------|------|------|------|-------|------|
| Lakhimpur | 10.5 | -64 | 7.3 | -78 | 90.7 | 172 |
| Morigaon | 0.5 | -98 | 4.6 | -76 | 29 | 23 |
| N.C.Hills | 18.4 | -57 | 17.4 | -55 | 16.4 | -16 |
| Nagaon | 12.7 | -40 | 8.2 | -68 | 21.7 | -14 |
| Nalbari | 3.9 | -87 | 23.6 | -38 | 54.1 | 72 |
| Sonitpur | 5.6 | -75 | 50.1 | 63 | 22.1 | -34 |
| Sibsagar | 0 | -100 | 17.5 | -45 | 38.5 | 35 |
| Tinsukia | 5 | -89 | 28.5 | -42 | 55.1 | 15 |
| Udalgiri | 2 | -90 | 12.4 | -62 | 3.6 | -92 |
| Meghalaya | | | | | | |
| East Garo Hills | 38 | 21 | 35 | -7 | 75 | 58 |
| East Khasi Hills | 26.9 | -42 | 61.8 | 23 | 61 | -25 |
| Jaintia Hills | ** | ** | ** | ** | 12.4 | -81 |
| Ribhoi | 22.6 | 20 | 10.7 | -39 | 23 | 46 |
| South Garo Hills | ** | ** | ** | ** | 10 | -71 |
| West Garo Hills | 21.7 | -4 | 4.3 | -84 | 114.2 | 234 |
| West Khasi Hills | ** | ** | 28 | 27 | 107.2 | 213 |
| NMMT | | | | | | |
| Mizoram | | | | | | |
| Aizwal | 9.9 | -75 | 28.5 | 9 | 1.8 | -94 |
| Champhai | ** | ** | ** | ** | ** | ** |
| Kolasib | ** | ** | ** | ** | ** | ** |
| Lawngtlai | ** | ** | ** | ** | ** | ** |
| Lunglei | 0 | -100 | 1 | -94 | 0 | -100 |
| Mamit | ** | ** | ** | ** | ** | ** |
| Saiha | ** | ** | ** | ** | ** | ** |
| Serchhip | 4.2 | -89 | 4.8 | -89 | 0 | -100 |
| Manipur | | | | | | |
| Bishnupur | ** | ** | ** | ** | ** | ** |
| Chandel | ** | ** | ** | ** | ** | ** |
| Churachandpur | ** | ** | ** | ** | ** | ** |
| Imphal east | 5.1 | -84 | 21.4 | -473 | 25.8 | -23 |
| Imphal west | 6 | -75 | 23.5 | 8 | 78.7 | 175 |
| Senapati | 0 | -100 | 3 | -88 | 0 | -100 |
| Tamenglong | ** | ** | ** | ** | ** | ** |
| Thoubal | 1 | -94 | 0 | -100 | 0 | -100 |
| Ukhrul | ** | ** | ** | ** | ** | ** |
| Nagaland | | | | | | |
| Dimapur | 12 | -49 | 3.2 | -88 | 43.9 | 223 |
| Kephire | 0 | -100 | 0 | -100 | 1 | -98 |
| Kohima | 3.7 | -78 | 19.6 | 7 | 29.4 | 84 |

| | | | | | | |
|-------------------------|------|------|------|------|------|------|
| Longleng | ** | ** | ** | ** | ** | ** |
| Mokokchung | ** | ** | ** | ** | ** | ** |
| Mon | ** | ** | 42.2 | 131 | 23.4 | -21 |
| Paren | ** | ** | ** | ** | ** | ** |
| Phek | 11 | -34 | 24 | 31 | 26 | 63 |
| Tuensang | ** | ** | ** | ** | ** | ** |
| Wokha | 0 | -100 | 0 | -100 | 0 | -100 |
| Zunheboto | ** | ** | ** | ** | ** | ** |
| Tripura | | | | | | |
| Dhalai | 15.5 | -68 | 11.3 | -76 | 10 | -83 |
| NorthTripura | 29.2 | -43 | 30.9 | -41 | 33.7 | -55 |
| SouthTripura | 12.5 | -51 | 32.9 | 28 | 1.9 | -95 |
| West Tripura | 21.8 | -34 | 28.2 | -5 | 25.7 | -46 |
| Himachal Pradesh | | | | | | |
| Bilaspur | 0 | -100 | 32.2 | 544 | 0.8 | -88 |
| Chamba | 0.8 | -94 | 32.4 | 212 | 23.8 | 74 |
| Hamirpur | 0 | -100 | 57.5 | 619 | 0.4 | -95 |
| Kangra | 0.5 | -95 | 35.9 | 229 | 1.9 | -78 |
| Kinnaur | 3.3 | -83 | 7.5 | -69 | 12 | -41 |
| Kullu | 4.1 | -80 | 31.2 | 34 | 20.4 | 12 |
| Lahaul and Spiti | 2.5 | -90 | 5.6 | -80 | 8.3 | -72 |
| Mandi | 1.5 | -87 | 50.8 | 282 | 8.6 | -31 |
| Shimla | 1.4 | -88 | 23.8 | 98 | 11.5 | -14 |
| Sirmaur | 0 | -100 | 29.4 | 675 | 6.5 | 7 |
| Solan | 0 | -100 | 38.9 | 571 | 4.4 | -50 |
| Una | 0 | -100 | 27.1 | 420 | 1 | -79 |
| Punjab | | | | | | |
| Amritsar | 0 | -100 | 17.2 | 230 | 0 | -100 |
| Barnala | 0 | -100 | 16.5 | 1169 | 0 | -100 |
| Bhatinda | 0 | -100 | 10 | 567 | 0 | -100 |
| Faridkot | 0 | -100 | 8 | 321 | 0 | -100 |
| Fatehgarh Saheb | 0 | -100 | 6.8 | 514 | 2 | -52 |
| Ferozpur | 0 | -100 | 5.7 | 161 | 0 | -100 |
| Gurdaspur | 0 | -100 | 16.3 | 163 | 3.3 | -65 |
| Hoshiarpur | 0 | -100 | 8.2 | 68 | 0.3 | -92 |
| Jalandhar | 0 | -100 | 13.1 | 470 | 0 | -100 |
| Kapurthala | 0 | -100 | 14.3 | 856 | 0 | -100 |
| Ludhiana | 0 | -100 | 6.2 | 227 | 0.5 | -90 |
| Mansa | 0 | -100 | 1.5 | 0 | 5.1 | 59 |
| Moga | 0 | -100 | 22.1 | 1281 | 0 | -100 |
| Muktesar | 0 | -100 | 8.8 | 878 | 0 | -100 |

| | | | | | | |
|----------------------------|----|------|------|------|-----|------|
| Nawashahar | 0 | -100 | 9.3 | 126 | 1.1 | -74 |
| Patiala | 0 | -100 | 7.5 | 844 | 4.5 | 0 |
| Ropar | 0 | -100 | 24.1 | 629 | 1.1 | -80 |
| Sangrur | 0 | -100 | 10.3 | 541 | 2.2 | -61 |
| Mohali | 0 | -100 | 17.8 | 788 | 0 | -100 |
| TarnTaran | 0 | -100 | 5 | 117 | 0 | -100 |
| Haryana, Chd, Delhi | | | | | | |
| Haryana | | | | | | |
| Ambala | 0 | -100 | 2.2 | 54 | 4.7 | 82 |
| Bhiwani | 0 | -100 | 9 | 800 | 3.5 | 35 |
| Chandigarh | 0 | -100 | 26.2 | 836 | 4.1 | -37 |
| Faridabad | 0 | -100 | 7.8 | 680 | 1 | -77 |
| Fatehabad | 0 | -100 | 1.7 | 11 | 0 | -100 |
| Gurgaon | 0 | -100 | 2.8 | 450 | 1 | -69 |
| Hissar | 0 | -100 | 2.8 | 33 | 0.8 | -73 |
| Jhajar | 0 | -100 | 6.9 | 525 | 2 | -32 |
| Jind | 0 | -100 | 4.3 | 155 | 0 | -100 |
| Katihah | 0 | -100 | 15.2 | 2933 | 6.3 | 111 |
| Karnal | 0 | -100 | 12.9 | 484 | 1.1 | -60 |
| Kurukshetra | 0 | -100 | 12.5 | 862 | 4 | -22 |
| Mahendragarh | 0 | -100 | 6.3 | 689 | 7.8 | 457 |
| Mewat | 0 | -100 | 0 | -100 | 9 | 400 |
| Palwal | 0 | -100 | 17 | 2733 | 3.5 | 133 |
| Panchkkula | 0 | -100 | 2.9 | 53 | 2.2 | -38 |
| Panipat | 0 | -100 | 4 | 60 | 0 | -100 |
| Rewari | 0 | -100 | 3 | 400 | 6.2 | 786 |
| Rohtak | 0 | -100 | 4.7 | 262 | 2 | -29 |
| Sirsa | 0 | -100 | 14.5 | 1105 | 0 | -100 |
| Sonepat | 0 | -100 | 6 | 275 | 1.5 | -57 |
| Yamunanagar | 0 | -100 | 11.9 | 240 | 8.3 | 88 |
| Delhi | | | | | | |
| Central Delhi | 0 | -100 | 5 | 163 | 8.6 | 161 |
| East Delhi | ** | ** | 0 | -100 | ** | ** |
| New Delhi | 0 | -100 | 7.8 | 311 | 5.2 | 59 |
| North Delhi | 0 | -100 | 1.4 | -26 | 5.6 | 70 |
| North East Delhi | 0 | -100 | 0 | -100 | 0 | -100 |
| North West Delhi | 0 | -100 | 4.5 | 137 | 3 | -9 |
| South Delhi | 0 | -100 | 8.7 | 358 | 4.3 | 30 |
| South West Delhi | 0 | -100 | 7.9 | 316 | 4.1 | 24 |
| West Delhi | 0 | -100 | 15 | 689 | 4 | 21 |
| Jammu & Kashmir | | | | | | |

| | | | | | | |
|----------------------------|------|------|------|------|------|------|
| Anantnag | 4.5 | -84 | 48.7 | 78 | 34.5 | 11 |
| Badgam | 1.7 | -88 | 45.7 | 170 | 9.4 | -56 |
| Bandipore | 15 | -50 | 95.4 | 130 | 30 | -43 |
| Baramula | 7.2 | -76 | 88.3 | 113 | 62.3 | 19 |
| Doda | 4.2 | -82 | 61.8 | 148 | 43.4 | 47 |
| Ganderbal | 0 | -100 | 55.2 | 188 | 22.7 | 12 |
| Jammu | 0 | -100 | 24.7 | 285 | 6.7 | -33 |
| Kargil | 0 | -100 | 0.6 | -92 | 3.4 | -444 |
| Kathua | 0 | -100 | 14.4 | 62 | 7.9 | 10 |
| Kistwar | ** | ** | ** | ** | ** | ** |
| Kulgam | 7.8 | -73 | 38.3 | 40 | 28 | -10 |
| Kupwara | 14 | -70 | 57.6 | 97 | 48.4 | 23 |
| Ladakh(Leh) | 0 | -100 | 0 | -100 | 1.2 | -36 |
| Poonch | ** | ** | ** | ** | ** | ** |
| Pulwama | 3 | -81 | 35.9 | 69 | 17.5 | -18 |
| Rajouri | 8.2 | 17 | 21 | 176 | 3 | -69 |
| Ramban | 11.2 | -52 | 55.9 | 125 | 42.4 | 44 |
| Reasi | 0 | -100 | 31.2 | 104 | 12.8 | -23 |
| Samba | 0 | -100 | 27.7 | 333 | 4.3 | -57 |
| Shopian | 0 | -100 | ** | ** | ** | ** |
| Srinagar | 2.9 | -82 | 51.1 | 166 | 19.4 | -4 |
| Udhampur | 0 | -100 | 37.1 | 142 | 12.2 | -27 |
| East Madhya Pradesh | | | | | | |
| Anuppur | 1.4 | -73 | 1 | -73 | 24.8 | 1806 |
| Balaghat | 0 | -100 | 0 | -100 | 9.6 | 462 |
| Chhatarpur | 0 | -100 | 9.1 | 808 | 2.4 | 205 |
| Chindwara | 0 | -100 | 18.5 | 613 | 8 | 471 |
| Damoh | 0 | -100 | 9.5 | 631 | 1.5 | 25 |
| Dindori | 0 | -100 | 5 | 614 | 3.2 | 357 |
| Jabalpur | 0 | -100 | 0.2 | -86 | 2.7 | 231 |
| Katni | 0 | -100 | 0 | -100 | 9.1 | 2933 |
| Mandla | 0 | -100 | 2 | -35 | 0.7 | -49 |
| Narsingpur | 0 | -100 | 0 | -100 | 0 | -100 |
| Panna | 0 | -100 | 0 | -100 | 0 | -100 |
| Rewa | 0 | -100 | 0.4 | -50 | 0.6 | 200 |
| Sagar | 0 | -100 | 0.4 | -49 | 4.3 | 970 |
| Satna | 0 | -100 | 0 | -100 | 3.4 | 321 |
| Seoni | 0 | -100 | 0 | -100 | 2.9 | 32 |
| Shahdol | 0 | -100 | 0 | -100 | 19 | 2275 |
| Sidhi | 0 | -100 | 0 | -100 | 0 | -100 |
| Singrauli | 0 | -100 | 0 | -100 | 0 | -100 |

| | | | | | | |
|----------------------------|------|------|------|------|------|------|
| Tikamgarh | 0 | -100 | 6 | 1900 | 8 | 200 |
| Umariya | 0 | -100 | 2.4 | 33 | 11 | 511 |
| West Madhya Pradesh | | | | | | |
| Agar | 0 | -100 | 0 | -100 | 0 | -100 |
| Alirajpur | 0 | -100 | 0 | -100 | 0 | -100 |
| Asoknagar | 0 | -100 | 7.3 | 7150 | 0 | -100 |
| Barwani | 0 | -100 | 0 | -100 | 0 | -100 |
| Betul | 0 | -100 | 0.2 | -85 | 3.4 | 101 |
| Bhind | 0 | -100 | 0 | -100 | 0 | -100 |
| Bhopal | 0 | -100 | 1.8 | 500 | 1.9 | 73 |
| Burhanpur | 0 | -100 | 0 | -100 | 0 | -100 |
| Datia | 0 | -100 | 7.9 | 1487 | 0 | -100 |
| Dewas | 0 | -100 | 0 | -100 | 0 | -100 |
| Dhar | 0 | -100 | 0 | -100 | 0 | -100 |
| Guna | 0 | -100 | 0.7 | 17 | 0.3 | -75 |
| Gwalior | 0 | -100 | 4.3 | 438 | 2.8 | 87 |
| Harda | 0 | -100 | 0 | -100 | 0 | |
| Hoshangabad | 0 | -100 | 7.5 | 650 | 0.5 | 50 |
| Indore | 0 | -100 | 0 | -75 | 3.4 | 3250 |
| Jhabua | 0 | -100 | 0 | -100 | 0 | -100 |
| Khandwa | 0 | -100 | 0 | -100 | 0 | -100 |
| Khargone | 0 | -100 | 0 | -100 | 0 | -100 |
| Mandsaur | 0 | -100 | 0 | -100 | 0 | -100 |
| Morena | 0 | -100 | 0.8 | 87 | 6.9 | 661 |
| Neemuch | 0 | -100 | 0 | -100 | 0 | -100 |
| Raisen | 0 | -100 | 2 | 122 | 0.8 | -100 |
| Rajgarh | 0 | -100 | 3.6 | 3460 | 0.2 | -71 |
| Ratlam | 0 | -100 | 0 | -100 | 0 | -100 |
| Sehore | 0 | -100 | 0 | -100 | 0.8 | 300 |
| Shajapur | 0 | -100 | 0 | -100 | 0 | -100 |
| Sheopur Kalani | 0 | -100 | 0 | -100 | 0 | -100 |
| Shivpuri | 0 | -100 | 9 | 2150 | 0 | -100 |
| Ujjain | 0 | -100 | 0 | -100 | 3.4 | 750 |
| Vidisha | 0 | -100 | 2 | 567 | 0.9 | 193 |
| Chhattisgarh | | | | | | |
| Balod | 0 | -100 | 0 | -100 | 19 | 2614 |
| Baloda Bazar | 0 | -100 | 0 | -100 | ** | ** |
| Balrampur | 0 | -100 | 6 | 253 | 0 | -100 |
| Bastar | 59.3 | 1312 | 29.7 | 206 | 33.6 | 192 |
| Bemetara | 13.2 | 257 | 2.8 | 27 | 49.8 | 7014 |
| Bijapur | 0 | -100 | 13 | 110 | 1.1 | -61 |

| | | | | | | |
|---------------------------|------|------|------|------|------|------|
| Bilaspur | 1 | -82 | 0.6 | -88 | 15.8 | 558 |
| Dantewara | 4 | 135 | 9 | 309 | 8 | 321 |
| Dhamtari | 4.4 | 5 | 20 | 400 | 13.1 | 836 |
| Durg | 18.4 | 581 | 0 | -100 | 31.4 | 4386 |
| Gariaband | 1 | -76 | 11.7 | 167 | 17.6 | 529 |
| Janjgir | 0.3 | -93 | 0 | -100 | 1.3 | 33 |
| Jashpurnagar | 0 | -100 | 0 | -100 | 1.5 | -63 |
| Kabirdham | 0 | -100 | 0 | -100 | 22 | 1275 |
| Kanker | 0 | -100 | 0 | -100 | 2.7 | -23 |
| Kondagaon | 15.2 | 162 | 2.4 | -64 | 24.5 | 581 |
| Korba | 1.8 | -43 | 0.7 | -84 | 4.3 | 261 |
| Koriya | 0 | -100 | 0 | -100 | 0 | -100 |
| Mahasumund | 2.7 | -18 | 0 | -100 | 0 | -100 |
| Mungeli | 0 | -100 | 0 | -100 | 7.9 | 229 |
| Narayanpur | 0 | -100 | 0 | -100 | 29.8 | 282 |
| Raigarh | 0.5 | -84 | 0.8 | -76 | 1.3 | 48 |
| Raipur | 6.8 | 171 | 13.4 | 396 | 14.7 | 821 |
| Rajnandgaon | 0 | -100 | 0 | -100 | 8.6 | 517 |
| Sukma | 5 | 85 | 28.7 | 566 | ** | ** |
| Surajpur | 1 | -81 | 3 | 650 | 7 | 678 |
| Surguja | 8.8 | 91 | 7.6 | 181 | 3.7 | 106 |
| East Uttar Pradesh | | | | | | |
| Allahabad | 0 | -100 | 11.7 | 2233 | 3.7 | 831 |
| Ambedkar Nagar | 0 | -100 | 0 | -100 | 1.4 | 17 |
| Azamgarh | 0 | -100 | 0 | -100 | 0 | -100 |
| Bahraich | 0 | -100 | 42.6 | 3450 | 0 | -100 |
| Ballia | 3.1 | 292 | 3.3 | 733 | 1.9 | 107 |
| Balrampur | 0 | -100 | 6 | 362 | 0 | -100 |
| Banda | 0 | -100 | 4 | 1900 | 4.4 | 175 |
| Barabanki | 0 | -100 | 1.4 | 129 | 1.1 | -12 |
| Basti | 0 | -100 | 5.8 | 5700 | 0 | -100 |
| Chandauli | 0 | -100 | 0 | -100 | 0 | -100 |
| Deoria | 0.5 | -72 | 13.5 | 1829 | 0 | -100 |
| Faizabad | 0 | -100 | 0 | -100 | 0 | -100 |
| Farrukhabad | 0 | -100 | 10.8 | 1100 | 0 | -100 |
| Fatehpur | 0 | -100 | 0 | -100 | 1.3 | -13 |
| Gazipur | 0 | -100 | 4.9 | 605 | 2.7 | 142 |
| Gonda | 0 | -100 | 5 | 1567 | 0 | -100 |
| Gorakhpur | 3.7 | 40 | 20.5 | 6717 | 0.2 | -95 |
| Hardoi | 0 | -100 | 2.7 | 284 | 0 | -100 |
| Jaunpur | 0 | -100 | 0.7 | 33 | 0.6 | -20 |

| | | | | | | |
|---------------------------|-----|------|------|------|------|------|
| Kannauj | 0 | -100 | 0 | -100 | 0 | -100 |
| Kanpur City | 0 | -100 | 3.9 | 885 | 4.2 | 956 |
| Kanpur Dehat | 0 | -100 | 0.6 | 20 | 1.8 | 500 |
| Kaushambi | 0 | -100 | 0 | -100 | 4.5 | 2150 |
| Kheri | 0 | -100 | 8.8 | 696 | 0 | -100 |
| Kushi nagar | 1.9 | -46 | 6.6 | 1220 | 0 | -100 |
| Lucknow | 0 | -100 | 6.6 | 1213 | 1.9 | 111 |
| Maharajganj | 1.8 | -38 | 1 | -9 | 0 | -100 |
| Mau | 0 | -100 | 0 | -100 | 0 | -100 |
| Mirzapur | 0 | -100 | 17.5 | 2817 | 0.6 | 50 |
| Pratapgarh | 0 | -100 | 6.3 | 3025 | 4.3 | 1344 |
| RaiBareilly | 0 | -100 | 0.6 | 50 | 2 | 575 |
| Sahuji Maharajnagar | 0 | -100 | 0 | -100 | 0 | -100 |
| Sant Kabirnagar | 0 | -100 | 0 | -100 | 0 | -100 |
| Sant Ravidas Nagar | 0 | -100 | 1.5 | 0 | 6 | 5900 |
| Shrawasti | 0 | -100 | 37 | 2983 | 0 | -100 |
| Sidharthnagar | 0 | -100 | 18 | 5900 | 0 | -100 |
| Sitapur | 0 | -100 | 17.5 | 2088 | 0 | -100 |
| Sonbhadra | 0 | -100 | 0.5 | -72 | 1.7 | 38 |
| Sultanpur | 0 | -100 | 1.3 | 225 | 3.4 | 186 |
| Unnao | 0 | -100 | 10 | 3233 | 2.5 | 733 |
| Varanasi | 0 | -100 | 9.7 | 1113 | 1.4 | 27 |
| West Uttar Pradesh | | | | | | |
| Agra | 0 | -100 | 7.7 | 860 | 41.5 | 5831 |
| Aligarh | 0 | -100 | 15.3 | 2090 | 1.5 | 92 |
| Auraiya | 0 | -100 | 0 | | 5 | 1150 |
| Badaun | 0 | -100 | 7.3 | 1356 | 1.2 | 300 |
| Baghpat | 0 | -100 | 5.5 | 267 | 2.3 | 77 |
| Bareilly | 0 | -100 | 20.1 | 3910 | 1.3 | -16 |
| Bijnor | 0 | -100 | 10.2 | 365 | 6.5 | 304 |
| Bulandsahar | 0 | -100 | 0 | -100 | 0 | -100 |
| Etah | 0 | -100 | 3.1 | 283 | 8.1 | 1527 |
| Etawah | 0 | -100 | 3 | 500 | 5.5 | 1000 |
| Firozabad | 0 | -100 | 0 | -100 | 17.3 | 2783 |
| GBNagar | 0 | -100 | 0 | -100 | 1 | -17 |
| Ghaziabad | 0 | -100 | 0 | -100 | 0.6 | -60 |
| Hamirpur | 0 | -100 | 1 | 900 | 4.7 | 4567 |
| Jalaun | 0 | -100 | 3.3 | 733 | 4.7 | 1478 |
| Jhansi | 0 | -100 | 8.1 | 2583 | 1 | 25 |
| Jotiba Phule Nagar | 0 | -100 | 0 | -100 | 0 | -100 |
| Kanshiramnagar | 0 | -100 | 2 | 300 | 2.2 | 340 |

| | | | | | | |
|--------------------|------|------|------|------|------|------|
| Lalitpur | 0 | -100 | 0 | -100 | 9 | 1400 |
| Mahamaya Nagar | 0 | -100 | 18 | 8900 | 12 | 1400 |
| Mahoba | 0 | -100 | 0 | -100 | 0 | -100 |
| Mainpuri | 0 | -100 | 2 | 150 | 0 | -100 |
| Mathura | 0 | -100 | 4.6 | 360 | 5 | 525 |
| Meerut | 0 | -100 | 6 | 62 | 3.5 | 218 |
| Moradabad | 0 | -100 | 20.6 | 2478 | 3.1 | 242 |
| Muzzaffarnagar | 0 | -100 | 10.1 | 679 | 4.1 | 417 |
| Pilibhit | 0 | -100 | 17.4 | 3380 | 0 | -100 |
| Rampur | 0 | -100 | 7.9 | 687 | 0 | -100 |
| Saharanpur | 0 | -100 | 13 | 900 | 1.3 | -17 |
| Shahjahanpur | 0 | -100 | 7.3 | 711 | 0 | -100 |
| Uttarakhand | | | | | | |
| Almora | 0 | -100 | 35.1 | 431 | 14.1 | 142 |
| Bageshwar | 6 | -13 | 37.5 | 468 | 7.4 | 27 |
| Chamoli | 6 | -52 | 24.7 | 106 | 15.5 | 46 |
| Champawat | 0 | -100 | 19 | 400 | 13 | 33 |
| Dehradun | 1.3 | -84 | 18.7 | 217 | 7.4 | 27 |
| Garhwal Pauri | 0 | -100 | 18.9 | 951 | 3.1 | -34 |
| Garhwal Tehri | 0.8 | -91 | 17.2 | 1321 | 6 | -37 |
| Haridwar | 0 | -100 | 16.2 | 604 | 1.1 | -79 |
| Nainital | 1.4 | -76 | 37 | 1055 | 33.2 | 538 |
| Pithorgarh | 25 | 153 | 33.4 | 358 | 12.2 | -7 |
| Rudraprayag | 16.8 | 37 | 32.1 | 234 | 6.2 | -53 |
| Udham Sing Nagar | 0 | -100 | 11.3 | 1519 | 5.3 | 121 |
| Uttarkashi | 7.1 | -44 | 14.3 | 43 | 9.4 | -30 |
| Bihar | | | | | | |
| Araria | 5.3 | 25 | 56.9 | 2484 | 11 | 51 |
| Arwal | 0 | -100 | 0 | -100 | 0 | -100 |
| Aurangabad | 0 | -100 | 0 | -100 | 0 | -100 |
| Banka | 2.7 | -48 | 8 | 700 | 0 | -100 |
| Begusarai | 0 | -100 | 27.1 | 2607 | 0 | -100 |
| Bhabua | 0 | -100 | 0 | -100 | 0 | -100 |
| Bhagalpur | 13.5 | 485 | 12.3 | 583 | 0 | -100 |
| Bhojpur | 0 | -100 | 0 | -100 | 0 | -100 |
| Buxar | 0 | -100 | 0 | -100 | 0 | -100 |
| Darbhanga | 2.1 | -42 | 1.5 | 14 | 0 | -100 |
| East Champaran | 0.2 | -90 | 19.2 | 2033 | 0 | -100 |
| Gaya | 0 | -100 | 0 | -100 | 0.7 | -65 |
| Gopalganj | 0 | -100 | 9.6 | 697 | 0 | -100 |
| Jahanabad | 0 | -100 | 0 | -100 | 0 | -100 |

| | | | | | | |
|------------------|------|------|------|------|------|------|
| Jamui | 0 | -100 | 0.3 | -46 | 0 | -100 |
| Kathihar | 9.9 | 125 | ** | ** | 0 | -100 |
| Khagadia | 12.4 | 554 | 15.4 | 2970 | 0 | -100 |
| Kishanganj | 10.4 | 125 | 30 | 809 | ** | ** |
| Lakhisarai | 0 | -100 | 0 | -100 | 0 | -100 |
| Madhepura | 0 | -100 | 0 | -100 | 0 | -100 |
| Madhubani | 0 | -100 | 11.8 | 393 | 0 | -100 |
| Monghyar | 1.1 | -42 | 8.1 | 636 | 0 | -100 |
| Muzaffarpur | 0 | -100 | 19.5 | 1676 | 0 | -100 |
| Nalanda | 0 | -100 | 0.9 | 50 | 0 | -100 |
| Nawada | 0 | -100 | 0 | -100 | 0 | -100 |
| Patna | 0.6 | -44 | 0 | -100 | 0.4 | -83 |
| Purnea | 0 | -100 | 15.5 | 370 | 5.8 | -19 |
| Rohtas | 0 | -100 | 0.2 | -72 | 0 | -100 |
| Saharsha | 0 | -100 | 6.1 | 65 | 0 | -100 |
| Samstipur | 0 | -100 | ** | ** | 0 | -100 |
| Saran | 0 | -100 | 0.8 | 110 | 0 | -100 |
| Sheikpura | 0 | -100 | 0 | -100 | 0 | -100 |
| Sheohar | 11.4 | 356 | 10.8 | 468 | 0 | -100 |
| Sitamarhi | 4.2 | 68 | ** | ** | 0 | -100 |
| Siwan | 0 | -100 | 0 | -100 | 0 | -100 |
| Supaul | 1.3 | -51 | 7 | 364 | 0 | -100 |
| Vaishali | 0 | -100 | 1.1 | 250 | 0 | -100 |
| West Champaran | 0 | -100 | 12.7 | 694 | ** | ** |
| Jharkhand | | | | | | |
| Bokaro | 2 | -65 | 24 | 1746 | 0 | -100 |
| Chatra | 0 | -100 | 1.5 | 67 | 2 | 567 |
| Deoghar | 0 | -100 | 57.8 | 4717 | ** | ** |
| Dhanbad | 4.4 | 6 | 44.1 | 1906 | 0 | -100 |
| Dumka | 0 | -100 | ** | ** | ** | ** |
| East Singbhum | 25.3 | 395 | 44 | 857 | 49.9 | 583 |
| Garhwa | ** | ** | ** | ** | ** | ** |
| Giridih | 0 | -100 | ** | ** | 0 | -100 |
| Godda | 1.3 | -61 | 8.7 | 569 | 0 | -100 |
| Gumla | 0 | -100 | ** | ** | ** | ** |
| Hazaribagh | 0 | -100 | 9.9 | 607 | 4.1 | 41 |
| Jamtara | ** | ** | ** | ** | ** | ** |
| Khunti | ** | ** | ** | ** | ** | ** |
| Koderrna | 0 | -100 | 2 | 233 | 5.3 | 150 |
| Latehar | 5.5 | 53 | ** | ** | ** | ** |
| Lohardagga | 2 | -72 | 14.4 | 2473 | ** | ** |

| | | | | | | |
|-----------------------|------|------|------|-------|------|------|
| Pakur | 0.2 | -96 | 37 | 1750 | 7 | -20 |
| Palamau | 0 | -100 | 4.8 | 302 | 0.9 | -33 |
| Ramgarh | ** | ** | ** | ** | ** | ** |
| Ranchi | 7.6 | 25 | 12.1 | 218 | 0.2 | -97 |
| Sahebganj | ** | ** | ** | ** | ** | ** |
| Saraikela | 16.2 | 166 | 26 | 739 | 54.4 | 792 |
| Simdega | 2.3 | -75 | 12.8 | 212 | ** | ** |
| West Singhbhum | 33.1 | 461 | ** | ** | ** | ** |
| East Rajasthan | | | | | | |
| Ajmer | 0 | -100 | 0.2 | 5 | 0 | -97 |
| Alwar | 0 | -100 | 2.3 | 282 | 18.9 | 1011 |
| Banswara | 0 | -100 | 0 | -100 | 0 | -100 |
| Baran | 0 | -100 | 0 | -100 | 0 | -100 |
| Bharatpur | 0 | -100 | 1.8 | 203 | 25.6 | 2224 |
| Bhilwara | 0 | -100 | 0 | -100 | 0 | -100 |
| Bundi | 0 | -100 | 0 | -100 | 0.3 | -33 |
| Chittorgarh | 0 | -100 | 0 | -100 | 0 | -100 |
| Dausa | 0 | -100 | 0 | -100 | 0 | -100 |
| Dholpur | 0 | -100 | 0 | -100 | 8.4 | 1104 |
| Dungarpur | 0 | -100 | 0 | -100 | 0 | -100 |
| Jaipur | 0 | -100 | 1.2 | 193 | 2.5 | 31 |
| Jhalawar | 0 | -100 | 0 | -100 | 0.1 | -85 |
| Jhunjhunu | 0 | -100 | 23.5 | 1580 | 5.4 | 313 |
| Karauli | 0 | -100 | 0 | -100 | 2.8 | 158 |
| Kota | 0 | -100 | 0 | -100 | 2.1 | 414 |
| Pratapgarh | 0 | -100 | 0 | -100 | 0 | -100 |
| Rajsamand | 0 | -100 | 0 | -100 | 0 | -100 |
| Sawai Madhopur | 0 | -100 | 0.8 | 150 | 1.9 | 25 |
| Sikar | 0 | -100 | 0 | -100 | 1.5 | 25 |
| Sirohi | 0 | -100 | 3.1 | 10000 | 0 | -100 |
| Tonk | 0 | -100 | 0.1 | -82 | 0 | -100 |
| Udaipur | 0 | -100 | 0 | -100 | 0 | -100 |
| West Rajasthan | | | | | | |
| Barmer | 0 | -100 | 0 | -100 | 0.3 | -58 |
| Bikaner | 0 | -100 | 2.8 | 594 | 0 | -100 |
| Churu | 0 | -100 | 0.1 | -88 | 1.4 | -25 |
| Hanumangarh | 0 | -100 | 2 | 63 | 0 | -100 |
| Jaisalmer | 0 | -100 | 0 | -100 | 0 | -100 |
| Jalore | 0 | -100 | 0 | -100 | 0 | -100 |
| Jodhpur | 0 | -100 | 0 | -100 | 0.1 | -86 |
| Nagaur | 0 | -100 | 0 | -100 | 0 | -100 |

| | | | | | | |
|-----------------------------|----|------|----|------|-----|------|
| Pali | 0 | -100 | 0 | -100 | 0 | -100 |
| Sri Ganganagar | 0 | -100 | 0 | -100 | 0.4 | -87 |
| Gujarat Region | | | | | | |
| Ahmedabad | 0 | -100 | 0 | -100 | 0 | -100 |
| Anand | 0 | -100 | 0 | -100 | 0 | -100 |
| Aravalli | 0 | -100 | 0 | -100 | 0 | -100 |
| Banaskantha | 0 | -100 | 0 | -100 | 0 | -100 |
| Broach | 0 | -100 | 0 | -100 | 0 | -100 |
| Chhota Udepur | 0 | -100 | 0 | -100 | 0 | -100 |
| DNH | ** | ** | ** | ** | ** | ** |
| Dahod | 0 | -100 | 0 | -100 | 0 | -100 |
| Daman | ** | ** | ** | ** | ** | ** |
| Dangs | 0 | -100 | 0 | -100 | 0 | -100 |
| Gandhinagar | 0 | -100 | 0 | -100 | 0 | -100 |
| Kheda | 0 | -100 | 0 | -100 | 0 | -100 |
| Mahisagar | 0 | -100 | 0 | -100 | 0 | -100 |
| Mehsana | 0 | -100 | 0 | -100 | 1.8 | 809 |
| Narmada | 0 | -100 | 0 | -100 | 0 | -100 |
| Navsari | 0 | -100 | 0 | -100 | 0 | -100 |
| Panchmahal | 0 | -100 | 0 | -100 | 0 | -100 |
| Patan | 0 | -100 | 0 | -100 | 1 | 233 |
| Sabarkantha | 0 | -100 | 0 | -100 | 0 | -100 |
| Surat | 0 | -100 | 0 | -100 | 0 | -100 |
| Tapi | 0 | -100 | 0 | -100 | 0 | -100 |
| Vadodara | 0 | -100 | 0 | -100 | 0 | -100 |
| Valsad | 0 | -100 | 0 | -100 | 0 | -100 |
| S K & Diu region | | | | | | |
| Amreli | 0 | -100 | 0 | -100 | 0 | -100 |
| Bhavnagar | 0 | -100 | 0 | -100 | 0 | -100 |
| Botad | 0 | -100 | 0 | -100 | 0 | -100 |
| Devbhoomi Dwarka | 0 | -100 | 0 | -100 | 0 | -100 |
| Diu | 0 | -100 | 0 | -100 | 0 | -100 |
| Gir Somnath | 0 | -100 | 0 | -100 | 0 | -100 |
| Jamnagar | 0 | -100 | 0 | -100 | 0 | -100 |
| Junagarh | 0 | -100 | 0 | -100 | 0 | -100 |
| Kutch | 0 | -100 | 0 | -100 | 0.4 | 269 |
| Morbi | 0 | -100 | 0 | -100 | 0 | -100 |
| Porbandar | 0 | -100 | 0 | -100 | 0 | -100 |
| Rajkot | 0 | -100 | 0 | -100 | 0 | -100 |
| Surendranagar | 0 | -100 | 0 | -100 | 0 | -100 |
| Maharashtra | | | | | | |

| | | | | | | |
|---------------------------|---|------|------|------|------|------|
| Konkan & Goa | | | | | | |
| Mumbai City | 0 | -100 | 0 | -100 | 0 | -100 |
| Mumbai Suburban | 0 | -100 | 0 | -100 | 0 | -100 |
| North Goa | 0 | -100 | 2.6 | 17 | 2.7 | 127 |
| Raigad | 0 | -100 | 0 | -100 | 6.7 | 2133 |
| Ratnagiri | 0 | -100 | 0 | -100 | 1.6 | 122 |
| Sindhudurg | 0 | -100 | 0 | -100 | 0 | -100 |
| South Goa | 0 | -100 | 3 | 278 | 0.3 | -77 |
| Thane | 0 | -100 | 0 | -100 | 0 | -100 |
| Madhya Maharashtra | | | | | | |
| Ahmednagar | 0 | -100 | 0.5 | -67 | 0.8 | -41 |
| Dhule | 0 | -100 | 0 | -100 | 0 | -100 |
| Jalgaon | 0 | -100 | 0 | -100 | 0 | -100 |
| Kolhapur | 0 | -100 | 5.3 | -3 | 1.7 | -76 |
| Nandurbar | 0 | -100 | 0 | -100 | 0 | -100 |
| Nasik | 0 | -100 | 0 | -100 | 0 | -100 |
| Pune | 0 | -100 | 1.1 | -37 | 4.3 | 115 |
| Sangli | 0 | -100 | 0 | -100 | 9.7 | 80 |
| Satara | 0 | -100 | 6.2 | 180 | 2.8 | -24 |
| Solapur | 0 | -100 | 5.3 | 120 | 13.1 | 445 |
| Marathwada | | | | | | |
| Aurangabad | 0 | -100 | 0 | -100 | 0.6 | -43 |
| Beed | 0 | -100 | 0.7 | -65 | 5 | 236 |
| Hingoli | 0 | -100 | 2.7 | 145 | 6.4 | 205 |
| Jalna | 0 | -100 | 0 | -100 | 0 | -100 |
| Latur | 0 | -100 | 14.3 | 551 | 13 | 251 |
| Nanded | 0 | -100 | 4.2 | 133 | 11.8 | 258 |
| Osmanabad | 0 | -100 | 2.1 | -7 | 9.4 | 349 |
| Parbhani | 0 | -100 | 0.4 | -69 | 2.5 | 0 |
| Vidarbha | | | | | | |
| Akola | 0 | -100 | 0 | -100 | 1.1 | -27 |
| Amraoti | 0 | -100 | 15.6 | 1633 | 8.4 | 501 |
| Bhandara | 0 | -100 | 0 | -100 | 16.4 | 680 |
| Buldhana | 0 | -100 | 0 | -100 | 0 | -100 |
| Chandrapur | 0 | -100 | 0.6 | -81 | 1.5 | -33 |
| Gadchiroli | 0 | -100 | 1.3 | -16 | 0 | -100 |
| Gondia | 0 | -100 | 0 | -100 | 30 | 868 |
| Nagpur | 0 | -100 | 4.5 | 40 | 10 | 315 |
| Wardha | 0 | -100 | 0.8 | -64 | 2.3 | 29 |
| Washim | 0 | -100 | 3.7 | 129 | 24.2 | 1513 |
| Yeotmal | 0 | -100 | 1.5 | -36 | 0.9 | -59 |


| | | | | | | |
|---|------|------|------|------|------|------|
| Odisha | | | | | | |
| Angul | 7.4 | 46 | 17 | 431 | 7.8 | -13 |
| Balasore | 49.7 | 288 | 49.6 | 351 | 29 | 135 |
| Bargarh | 0.3 | -93 | 5.4 | 24 | 1.7 | -2 |
| Bhadrak | 18.3 | 110 | 52.2 | 741 | 25.2 | 73 |
| Bolangir | 3.9 | -44 | 5.2 | 7 | 1.3 | -75 |
| Boudh | 8.8 | 16 | 0 | -100 | 10.5 | 59 |
| Cuttack | 7.7 | -12 | 28.5 | 428 | 8.8 | 67 |
| Deogarh | 4.5 | 20 | 16.8 | 480 | 8.1 | 199 |
| Dhenkanal | 13.6 | 71 | 26.9 | 647 | 15.5 | 94 |
| Gajapati | 31.8 | 66 | 61.3 | 438 | 21.5 | 95 |
| Ganjam | 15.1 | 54 | 16.8 | 89 | 11.1 | 15 |
| Jagatsingpur | 7.2 | -49 | 33.8 | 1253 | 1.4 | -81 |
| Jajpur | 3.8 | -46 | 65.8 | 1217 | 16.1 | 66 |
| Jharsuguda | 0 | -100 | 0 | -100 | 11.2 | 220 |
| Kalahandi | 0 | -100 | 0 | -100 | 0 | -100 |
| Kandhamal | 11.5 | 51 | 31.9 | 362 | 11.6 | 76 |
| Kendrapara | 0 | -100 | 6.2 | 10 | 0 | -100 |
| Keonjhar | 32.1 | 249 | 50.7 | 978 | 33.5 | 189 |
| Khurda | 5.6 | -32 | 27.2 | 478 | 23.5 | 319 |
| Koraput | 21.3 | 183 | 42.1 | 190 | 31.8 | 269 |
| Malkangiri | 6.3 | -5 | 27.4 | 407 | 2 | -68 |
| Mayurbhanj | 40.1 | 206 | 69.9 | 560 | 53 | 290 |
| Nawapara | 4 | -21 | 1.3 | -80 | 11.6 | 128 |
| Nawarangpur | 21.7 | 382 | 10.9 | -6 | 9.2 | -10 |
| Nayagarh | 7.6 | -35 | 12.3 | 42 | 22.6 | 495 |
| Puri | 15.9 | 246 | 16.5 | 768 | 0.1 | -96 |
| Rayagada | 12.1 | -20 | 25.7 | 119 | 18.1 | 15 |
| Sambalpur | 2.2 | -62 | 13.4 | 362 | 12.7 | 369 |
| Sonepur | 0.8 | -85 | 8.4 | 161 | 1.7 | -34 |
| Sundargarh | 3.7 | -21 | 14.4 | 313 | 11.3 | 439 |
| West Bengal, Andaman & Nicobar Islands | | | | | | |
| A & N ISLAND | | | | | | |
| Nicobar | 3.6 | -77 | 74.5 | 368 | 15.5 | -30 |
| North & Middle Andaman | 0 | -100 | 36.5 | 576 | 0 | -100 |
| South Andaman | 0 | -100 | 51 | 448 | 0 | -100 |
| GWB | | | | | | |
| Bankura | 25.6 | 270 | 46.9 | 1576 | 47.7 | 592 |
| Birbhum | 3.2 | -44 | 18.6 | 500 | 10.4 | 43 |
| Burdwan | 11.1 | 76 | 50.3 | 1018 | 6.2 | -11 |
| East Midnapore | 15.5 | 154 | 9.7 | 91 | 26.4 | 300 |


| | | | | | | |
|--------------------------|------|------|------|------|------|------|
| Hooghly | 1.5 | -77 | 35 | 535 | 16 | 43 |
| Howrah | 14.1 | 60 | 7.3 | -28 | 10.3 | -6 |
| Kolkata | 8.8 | 0 | 33 | 371 | 33.5 | 196 |
| Murshidabad | 1 | -86 | 5 | 127 | 23 | 271 |
| Nadia | 5.9 | -12 | 41 | 658 | 6.3 | -9 |
| 24 Pargana (N) | 5.4 | -24 | 22 | 260 | 14.9 | 140 |
| Purulia | 15 | 61 | 29 | 644 | 14.6 | 100 |
| 24 Pargana (S) | 12.8 | 19 | 10 | 96 | 3.3 | -69 |
| West Midnapore | 16.4 | 52 | 24.6 | 128 | 38.8 | 249 |
| SHWB & Sikkim | | | | | | |
| Cooch Behar | 28.5 | 32 | 33.2 | 207 | 57 | 99 |
| Darjeeling | 6.3 | -63 | 22.4 | 20 | 21.2 | -27 |
| East Sikkim | 3.6 | -83 | 64.5 | 28 | 46 | 47 |
| Jalpaiguri | 13.9 | -21 | 35.5 | 189 | 47.8 | 93 |
| Malda | 28.9 | 641 | 37.6 | 1197 | 6.7 | -24 |
| North Dinajpur | 4 | -13 | 12 | 2900 | 2 | -57 |
| North Sikkim | 17.6 | -60 | 37.2 | -52 | 73 | 84 |
| South Dinajpur | 0 | -100 | 1.7 | -78 | 2.3 | -71 |
| South Sikkim | 2.6 | -88 | 51.6 | 2 | 27.6 | -12 |
| West Sikkim | 9 | -79 | 7.2 | -91 | 25 | -37 |
| Karnataka | | | | | | |
| Coastal Karnataka | | | | | | |
| Dakshina Kannada | 7.8 | 70 | 14.9 | 140 | 43.2 | 346 |
| Udupi | 0 | -100 | 2.8 | -36 | 1.6 | -74 |
| Uttara Kannada | 0 | -100 | 3.1 | -30 | 10.2 | 108 |
| N I Karnataka | | | | | | |
| Bagalkote | 0 | -100 | 10.4 | 198 | 26.1 | 273 |
| Belagavi | 0 | -100 | 7.2 | 4 | 26.1 | 273 |
| Bidar | 0 | -100 | 12.7 | 139 | 36.8 | 635 |
| Dharwad | 0 | -100 | 9.3 | 57 | 16.1 | 34 |
| Gadag | 4.1 | 37 | 7.4 | 84 | 20.3 | 119 |
| Haveri | 3.3 | -8 | 0.3 | -95 | 27.5 | 244 |
| Kalaburgi | 0 | -100 | 20.2 | 430 | 27.3 | 457 |
| Koppal | 0 | -100 | 2.5 | 69 | 5.1 | -14 |
| Raichur | 1.4 | -39 | 9.6 | 201 | 4.3 | 6 |
| Vijayapura | 0 | -100 | 13.5 | 310 | 23.2 | 287 |
| Yadgir | 1 | -66 | 15.3 | 225 | 3.1 | -10 |
| S I Karnataka | | | | | | |
| Ballari | 0 | -100 | 0 | -100 | 3.8 | -42 |
| Bangalore Rural | 19.9 | 453 | 0 | -100 | 0 | -100 |
| Bangalore Urban | 12.5 | 247 | 0 | -100 | 2.3 | -80 |


| | | | | | | |
|--------------------|------|------|------|------|-------|------|
| Chamarajanagar | 22.3 | 395 | 0 | -100 | 3.1 | -84 |
| Chikaballapur | 7.3 | 82 | 0 | -100 | 0 | -100 |
| Chikkamagaluru | 10 | 52 | 5.6 | -100 | 23.3 | 91 |
| Chitradurga | 0.5 | -73 | 0 | -100 | 0.7 | -86 |
| Davangere | 0 | -100 | 0.9 | -84 | 25.3 | 201 |
| Hassan | 27.4 | 316 | 0 | -100 | 7.8 | -32 |
| Kodagu | 20.1 | 75 | 4.8 | -71 | 36.4 | 77 |
| Kolar | 20.7 | 509 | 0 | -100 | 0 | -100 |
| Mandya | 8.1 | 120 | 0 | -100 | 23.3 | 101 |
| Mysuru | 24.9 | 419 | 0 | -100 | 23.6 | 57 |
| Ramanagara | 12.2 | 131 | 0 | -100 | 5.6 | -52 |
| Shivamogga | 2.3 | -30 | 1 | -85 | 20.3 | 157 |
| Tumakuru | 11 | 197 | 0 | -100 | 1.3 | -86 |
| Kerala | | | | | | |
| Alappuzha | 2.4 | -88 | 17.3 | -49 | 32.8 | 24 |
| Kannur | 2.6 | 46 | 0.4 | -96 | 48.6 | 174 |
| Ernakulam | 4 | -69 | 34.4 | 61 | 103.4 | 271 |
| Idukki | 6.3 | -69 | 22.1 | -31 | 59.5 | 70 |
| Kasaragod | 11.5 | 195 | 24 | 352 | 31.3 | 161 |
| Kollam | 18.6 | -22 | 26.1 | -18 | 47.4 | 22 |
| Kottayam | 8.9 | -56 | 39.4 | 8 | 116.9 | 245 |
| Kozhikode | 6.4 | 1 | 3.5 | -77 | 35.4 | 75 |
| Malappuram | 11.1 | 41 | 1.8 | -91 | 47.8 | 115 |
| Palakkad | 20.4 | 98 | 0.6 | -97 | 31.1 | 30 |
| Pathanamthitta | 15.5 | -55 | 16.6 | -56 | 73.6 | 72 |
| Thiruvananthapuram | 0.3 | -98 | 8.2 | -70 | 49.2 | 88 |
| Thrissur | 8.6 | 2 | 0 | -100 | 7.5 | -59 |
| Wayanad | 26.9 | 189 | 1 | -95 | 47.2 | 139 |
| Tamil Nadu | | | | | | |
| Ariyalur | 0 | -100 | 0.7 | -76 | 0.5 | -90 |
| Chennai | 0 | -100 | 0 | -10 | 0 | -100 |
| Coimbatore | 5.1 | 3 | 0.1 | -99 | 25 | 90 |
| Cuddalore | 0 | -100 | 0.1 | -95 | 2.3 | -42 |
| Dharmapuri | 6 | 5 | 0 | -100 | 0 | -100 |
| Dindigul | 3.4 | -47 | 0.9 | -93 | 9.6 | -39 |
| Erode | 1.9 | -63 | 0 | -100 | 4.8 | -59 |
| Kanchipuram | 0.4 | -73 | 0 | -100 | 0 | -100 |
| Kanyakumari | 1.5 | -91 | 13.3 | -45 | 63.5 | 141 |
| Karaikal | 0 | -100 | 12.9 | 486 | 0.4 | -95 |
| Karur | 3.3 | 55 | 0 | -100 | 0 | -100 |
| Krishnagiri | 10 | 133 | 0 | -100 | 0 | -100 |


| | | | | | | |
|-------------------------------|------|------|------|------|------|------|
| Madurai | 0 | -100 | 6.4 | -42 | 33.1 | 122 |
| Nagapattinam | 0 | -100 | 9.5 | 172 | 3.2 | -33 |
| Namakkal | 5.9 | 68 | 0 | -100 | 5.5 | -48 |
| Nilgiris | 17 | 67 | 6.8 | -65 | 57.9 | 216 |
| Perambalur | 0 | -100 | 0 | -100 | 2 | -76 |
| Puducherry | 0.4 | -20 | 0.1 | -96 | 1.1 | -67 |
| Pudukottai | 0 | -100 | 5.3 | -20 | 8.2 | 7 |
| Ramanathapuram | 0 | -100 | 7.3 | -30 | 20.7 | 55 |
| Salem | 2.4 | -52 | 0 | -100 | 0.3 | -98 |
| Sivaganga | 0 | -100 | 2.1 | -74 | 34.7 | 178 |
| Thanjavur | 0.1 | -92 | 2 | -53 | 13.9 | 80 |
| Theni | 8.7 | -24 | 20.7 | 33 | 38.2 | 145 |
| Tirunelveli | 10.3 | -30 | 30.3 | 67 | 43.5 | 145 |
| Tirupur | 0.5 | -89 | 0 | -100 | 0 | -100 |
| Tiruvallur | 0 | -100 | 0 | -100 | 0 | -100 |
| Tiruvannamalai | 0 | -100 | 3.7 | 97 | 0 | -100 |
| Tiruvarur | 2.7 | 8 | 2.7 | -51 | 7 | -3 |
| Toothukudi | 0 | -100 | 5.2 | -64 | 38.2 | 203 |
| Trichy | 0.4 | -88 | 5.4 | -10 | 2.8 | -72 |
| Vellore | 2.3 | -4 | 0.2 | -94 | 0 | -100 |
| Villupuram | 0 | -100 | 0 | -100 | 0 | -100 |
| Virudhunagar | 2.4 | -72 | 17.9 | 5 | 41.2 | 150 |
| Andhra Pradesh | | | | | | |
| Coastal Andhra Pradesh | | | | | | |
| East Godavari | 1.1 | -63 | 12.6 | 640 | 9.8 | 134 |
| Guntur | 2.9 | 71 | 3.8 | 121 | 0 | -100 |
| Krishna | 3.6 | 52 | 0 | -100 | 0 | -100 |
| Nellore | 5.2 | 274 | 0 | -100 | 0 | -100 |
| Prakasam | 8.6 | 219 | 0 | -100 | 0 | -100 |
| Sirkakulam | 11.4 | 70 | 14.2 | 247 | 6.3 | -12 |
| Visakhapatnam | 17.8 | 178 | 26 | 225 | 29.3 | 184 |
| Vizianagram | 13.9 | 90 | 26.8 | 396 | 8.8 | 15 |
| West Godavari | 2.9 | 106 | 8 | 279 | 3.9 | -3 |
| Rayalaseema | | | | | | |
| Anantapur | 7.4 | 337 | 0 | -100 | 0.3 | -94 |
| Chittoor | 4.1 | 31 | 0.4 | -89 | 0.2 | -96 |
| Cuddapah | 7.7 | 489 | 0 | -100 | 0 | -100 |
| Kurnool | 4.3 | 141 | 0.6 | -78 | 1.1 | -73 |
| Telangana | | | | | | |
| Adilabad | 1 | -67 | 16.2 | 671 | 3.9 | 50 |
| Hyderabad | 13.5 | 207 | 32.7 | 738 | 0 | -100 |


| | | | | | | |
|--------------|-----|------|------|-----|-----|-----|
| Karimnagar | 1 | -70 | 11.4 | 469 | 1.1 | -70 |
| Khammam | 5.5 | 49 | 8.3 | 107 | 2.4 | -58 |
| Mehabubnagar | 4.2 | 181 | 10 | 213 | 1.3 | -56 |
| Medak | 0.2 | -86 | 25.2 | 460 | 8.1 | 107 |
| Nalgonda | 8.6 | 293 | 15.3 | 597 | 0.9 | -75 |
| Nizamabad | 0 | -100 | 5.9 | 86 | 3.6 | 6 |
| Rangareddy | 5 | 53 | 25.4 | 719 | 9.1 | 91 |
| Warangal | 4.7 | 79 | 11.1 | 327 | 1 | -77 |

 **L. Excess(+60% or more)**

 **Excess (+20% to +59%)**

 **Normal (+19% to -19%)**

 **Deficient (-20% to -59%)**

 **L. Deficient (-60% to -99%)**

 **No Rain**  **No Data**