

Week by Week Rainfall Distribution from 05.06.19 to 19.06.19

| Sub-Divisions | 05.06.19 | | 12.06.19 | | 19.06.19 | |
|------------------------------|-------------|--------|-------------|--------|-------------|--------|
| | Actual (mm) | % dep. | Actual (mm) | % dep. | Actual (mm) | % dep. |
| Arunachal Pradesh | | | | | | |
| Anjaw | 1.2 | -98 | 33.4 | -62 | 58.1 | -26 |
| Changlang | 34 | -44 | 83.9 | -8 | 42.5 | -52 |
| Dibang Valley | 0.2 | -99 | 43.4 | -66 | 72.4 | -27 |
| East Kameng | 19.8 | -63 | 37.6 | -46 | 39.2 | -62 |
| East Siang | 6.3 | -95 | 112.7 | -35 | 94.5 | -53 |
| Kurung Kumey | 26 | -56 | 44.9 | -35 | 82.8 | 23 |
| Lohit | 19.6 | -73 | 91.3 | -13 | 33.2 | -64 |
| Lower Dibang Valley | 3.2 | -97 | 108.4 | -17 | 69.8 | -42 |
| Lower Subansari | 3 | -94 | 3 | -94 | 65.4 | 20 |
| Papumpare | 36.5 | -76 | 80.9 | -44 | 190.5 | 29 |
| Tawang | 35.2 | -58 | 6.2 | -94 | 8.1 | -92 |
| Tirap | 0 | -100 | 75.4 | -39 | 62.4 | -58 |
| Upper Siang | 2.2 | -98 | 101 | -31 | 142.3 | -8 |
| Upper Subansari | 24.2 | -53 | 40.5 | -21 | 31.4 | -50 |
| West Kameng | 13.6 | -84 | 36.5 | -65 | 74.7 | -28 |
| West Siang | 5.2 | -92 | 71.4 | -38 | 311.4 | 139 |
| Assam & Meghalaya | | | | | | |
| Assam | | | | | | |
| Baksa | 59.9 | -26 | 6.4 | -94 | 281.3 | 136 |
| Barpeta | 64.8 | -55 | 29.1 | -82 | 103.4 | -40 |
| Bongaigaon | 15.6 | -88 | 92.4 | -38 | 48.2 | -71 |
| Cachar | 59 | -48 | 95.8 | -34 | 128.9 | 7 |
| Chirang | 22.5 | -80 | 76.7 | -57 | 96.1 | -55 |
| Darrang | 4 | -95 | 13.8 | -87 | 41 | -59 |
| Dhemaji | 27.8 | -66 | 84.7 | -13 | 137.2 | 7 |
| Dhubri | 36.2 | -75 | 22 | -83 | 44.6 | -79 |
| Dibrugarh | 30.9 | -61 | 60 | -31 | 71.6 | -15 |
| Goalpara | 21.3 | -81 | 11.8 | -91 | 55.3 | -60 |
| Golaghat | 20.2 | -60 | 25.4 | -58 | 21.9 | -67 |
| Hailakandi | 89.7 | -22 | 76.1 | -42 | 69.2 | -34 |
| Jorhat | 18.4 | -67 | 47.6 | -28 | 42.2 | -42 |
| Kamrup(Rural) | 81.5 | 3 | 25.6 | -72 | 28.2 | -76 |
| Kamrup(Metro) | 54.4 | 26 | 40.2 | -35 | 41.1 | -48 |
| Karbi Anglong | 13.7 | -60 | 29.6 | -45 | 27.4 | -53 |
| Karimganj | 48.3 | -72 | 89 | -40 | 119.7 | -16 |
| Kokrajhar | 24.2 | -84 | 50 | -69 | 31.6 | -85 |

| | | | | | | |
|------------------|-------|------|-------|-----|-------|-----|
| Lakhimpur | 39 | -58 | 80.3 | -29 | 154.6 | 31 |
| Morigaon | 25.4 | -42 | 20.6 | -60 | 17 | -79 |
| N.C.Hills | 3.2 | -96 | 12.1 | -89 | 90.8 | -5 |
| Nagaon | 45.6 | -1 | 18.7 | -69 | 59.7 | -2 |
| Nalbari | 116.4 | 36 | 40.2 | -65 | 191.5 | 52 |
| Sonitpur | 64.9 | -10 | 56.9 | -28 | 126 | 105 |
| Sibsagar | 28.7 | -50 | 36.4 | -45 | 15.6 | -76 |
| Tinsukia | 15.3 | -78 | 73.2 | -15 | 88 | 4 |
| Udalgiri | 24 | -70 | 57.2 | -40 | 94.4 | -19 |
| Meghalaya | | | | | | |
| East Garo Hills | 198.2 | 135 | 35 | -75 | 33.1 | -82 |
| East Khasi Hills | 297.1 | 44 | 181.9 | -47 | 340.5 | -7 |
| Jaintia Hills | 130.5 | -33 | 59.2 | -70 | 77.6 | -83 |
| Ribhoi | 78.2 | 33 | 47.6 | -38 | 26.4 | -74 |
| South Garo Hills | 213.8 | 97 | 64.2 | -54 | 230.4 | 54 |
| West Garo Hills | 25 | -77 | 35.4 | -75 | 46.6 | -69 |
| West Khasi Hills | 5.6 | -94 | 85.2 | -30 | 66.6 | -63 |
| NMMT | | | | | | |
| Mizoram | | | | | | |
| Aizwal | 65.8 | -31 | 69.6 | -2 | 50 | -47 |
| Champhai | 0 | -100 | 43.8 | -58 | 100.1 | 39 |
| Kolasib | 75.3 | -15 | 73.4 | -42 | 123.4 | -12 |
| Lawngtlai | 0 | -100 | 29.4 | -64 | 189.7 | 58 |
| Lunglei | 6.4 | -92 | 7.7 | -94 | 120 | 9 |
| Mamit | 12.4 | -89 | 26 | -92 | 38.6 | -51 |
| Saiha | 1.2 | -99 | 134 | 67 | 137.2 | 7 |
| Serchhip | 2.2 | -97 | 46.6 | -68 | 178.8 | 80 |
| Manipur | | | | | | |
| Bishnupur | 28.8 | -63 | 41.8 | -60 | 23.2 | -78 |
| Chandel | 34.8 | -53 | 105 | 31 | 1.6 | -99 |
| Churachandpur | 1 | -99 | 60.4 | -36 | 46 | -55 |
| Imphal East | 10.7 | -84 | 29.1 | -53 | 21.5 | -74 |
| Imphal West | 20.2 | -59 | 68.8 | -48 | 108.7 | 32 |
| Senapati | 0 | -100 | 30.9 | -68 | 127.9 | 46 |
| Tamenglong | 55.8 | -68 | 43.3 | -74 | 41.6 | -91 |
| Thoubal | 4.2 | -93 | 70.5 | -33 | 21.6 | -80 |
| Ukhrul | 2.1 | -97 | 9.8 | -86 | 51 | -41 |
| Nagaland | | | | | | |
| Dimapur | 50.4 | 23 | 91 | 14 | 40.2 | -46 |
| Kephire | 3.8 | -83 | 34 | -20 | 38.6 | 28 |
| Kohima | 14.2 | -65 | 18 | -59 | 62.7 | -16 |

| | | | | | | |
|-------------------------|-------|------|------|------|-------|-----|
| Longleng | 35 | -28 | 17.8 | -83 | 51 | -42 |
| Mokokchung | 18.3 | -62 | 52.4 | -48 | 42.2 | -52 |
| Mon | 37.8 | -27 | 122 | 52 | 4 | -94 |
| Paren | 36.5 | 6 | 20.7 | -82 | 56.5 | -3 |
| Phek | 18 | -39 | 5.4 | -92 | 55 | 17 |
| Tuensang | 20 | -59 | 46.6 | -64 | 41 | -53 |
| Wokha | 5.5 | -90 | 26.7 | -64 | 12 | -86 |
| Zunheboto | 23 | -53 | 8.9 | -78 | 85 | -4 |
| Tripura | | | | | | |
| Dhalai | 93.5 | -17 | 18.4 | -84 | 127.5 | 14 |
| NorthTripura | 128.9 | 9 | 41.6 | -52 | 47 | -61 |
| SouthTripura | 47.9 | -46 | 12.7 | -85 | 95.5 | -18 |
| West Tripura | 189.5 | 84 | 21.4 | -76 | 33.9 | -67 |
| Himachal Pradesh | | | | | | |
| Bilaspur | 4.9 | -65 | 1.5 | -92 | 15.5 | -47 |
| Chamba | 5.8 | -58 | 18.4 | -24 | 16.8 | -41 |
| Hamirpur | 5.9 | -46 | 1.5 | -93 | 19.3 | -33 |
| Kangra | 12 | -17 | 2.5 | -89 | 12 | -68 |
| Kinnaur | 2.4 | -60 | 9.6 | -15 | 14.9 | 88 |
| Kullu | 11 | 4 | 13.5 | -31 | 15.9 | -6 |
| Lahaul and Spiti | 2.5 | -74 | 21 | 102 | 16 | 19 |
| Mandi | 16.8 | 16 | 8.7 | -70 | 17.6 | -44 |
| Shimla | 6.9 | -53 | 5.5 | -78 | 15.3 | -37 |
| Sirmaur | 5.1 | -50 | 1.7 | -94 | 3.8 | -89 |
| Solan | 3.1 | -80 | 0.8 | -97 | 9.8 | -67 |
| Una | 5.6 | -38 | 0.3 | -98 | 4.7 | -68 |
| Punjab | | | | | | |
| Amritsar | 0 | -100 | 1.6 | -80 | 9 | -29 |
| Barnala | 0 | -100 | 0 | -100 | 5 | -55 |
| Bhatinda | 0 | -100 | 0 | -100 | 40.5 | 252 |
| Faridkot | 0 | -100 | 0 | -100 | 31 | 131 |
| Fatehgarh Saheb | 0 | -100 | 1.5 | -67 | 29.7 | 134 |
| Ferozpur | 0 | -100 | 0 | -100 | 1.2 | -80 |
| Gurdaspur | 7.4 | 40 | 2.6 | -69 | 12.4 | -29 |
| Hoshiarpur | 4.4 | -20 | 1.6 | -88 | 7.2 | -57 |
| Jalandhar | 1.3 | -58 | 0 | -100 | 10.8 | -9 |
| Kapurthala | 0 | -100 | 0 | -100 | 5.8 | -15 |
| Ludhiana | 0 | -100 | 2 | -75 | 11.1 | 7 |
| Mansa | 0 | -100 | 0 | -100 | 20.6 | 76 |
| Moga | 0 | -100 | 0 | -100 | 1.2 | -82 |
| Muktesar | 0 | -100 | 0 | -100 | 33.3 | 178 |

| | | | | | | |
|----------------------------|------|------|------|------|------|-----|
| Nawashahar | 13.8 | 159 | 0 | -100 | 1.6 | -92 |
| Patiala | 0 | -100 | 1.4 | -91 | 27.2 | 82 |
| Ropar | 6.3 | 29 | 0.7 | -95 | 7.8 | -57 |
| Sangrur | 0 | -100 | 0 | -100 | 21.6 | 103 |
| Sas Nagar (Mohali) | 0 | -100 | 0 | -100 | 3 | -75 |
| TarnTaran | 0 | -100 | 0 | -100 | 8 | 21 |
| Haryana,Chd,Delhi | | | | | | |
| Haryana | | | | | | |
| Ambala | 3.1 | -44 | 1.9 | -92 | 11.4 | -47 |
| Bhiwani | 0 | -100 | 0.6 | -94 | 17.7 | 146 |
| Chandigarh | 11.3 | -17 | 1.2 | -93 | 11.5 | -67 |
| Faridabad | 0 | -100 | 2.3 | -20 | 3.4 | -64 |
| Fatehabad | 0 | -100 | 0 | -100 | 14.3 | 131 |
| Gurgaon | 0 | -100 | 0 | -100 | 3.6 | -63 |
| Hissar | 0 | -100 | 0 | -100 | 36.9 | 334 |
| Jhajar | 0 | -100 | 0 | -100 | 6.7 | 0 |
| Jind | 0 | -100 | 0 | -100 | 22.2 | 133 |
| Katihah | 0 | -100 | 0 | -100 | 14.3 | 61 |
| Karnal | 0 | -100 | 2 | -78 | 9.1 | -52 |
| Kurukshetra | 0 | -100 | 10.8 | -20 | 21 | 29 |
| Mahendragarh | 0 | -100 | 0 | -100 | 23.3 | 223 |
| Mewat | 0 | -100 | 0 | -100 | 4 | -38 |
| Palwal | 0 | -100 | 0.2 | -93 | 1.5 | -76 |
| Panchkula | 4 | -38 | 0 | -100 | 5.8 | -76 |
| Panipat | 0 | -100 | 0 | -100 | 6.8 | -53 |
| Rewari | 0 | -100 | 0 | -100 | 6.4 | 3 |
| Rohtak | 0 | -100 | 0 | -99 | 7.4 | -35 |
| Sirsa | 0 | -100 | 0 | -100 | 26.5 | 194 |
| Sonepat | 0 | -100 | 0 | -100 | 22.5 | 56 |
| Yamunanagar | 1.7 | -53 | 0 | -100 | 3.9 | -84 |
| Delhi | | | | | | |
| Central Delhi | 0 | -100 | 0 | -100 | 1 | -94 |
| East Delhi | 0 | -100 | 0 | -100 | 0.2 | -99 |
| New Delhi | 0 | -100 | 0 | -100 | 9.8 | -54 |
| North Delhi | 0 | -100 | 0 | -100 | 26.5 | 19 |
| North East Delhi | 0 | -100 | 0 | -100 | 3.7 | -79 |
| North West Delhi | 0 | -100 | 0 | -100 | 5.5 | -28 |
| South Delhi | 0 | -100 | 0 | -100 | 7.3 | -60 |
| South West Delhi | 0 | -100 | 0 | -100 | 3.3 | -68 |
| West Delhi | 0 | -100 | 0 | -100 | 8 | -46 |
| Jammu & Kashmir | | | | | | |

| | | | | | | |
|----------------------------|------|------|------|------|------|------|
| Anantnag | 24.7 | 79 | 48 | 255 | 9.4 | -41 |
| Badgam | 24.1 | 190 | 30.3 | 244 | 8.8 | -28 |
| Bandipore | 11 | 182 | 24.5 | 271 | 7 | -16 |
| Baramula | 32.9 | 127 | 82.5 | 530 | 19.3 | 6 |
| Doda | 32.3 | 91 | 40.2 | 133 | 22.4 | 2 |
| Ganderbal | 14.4 | 18 | 51.7 | 304 | 0 | -100 |
| Jammu | 0 | -100 | 1.6 | -80 | 2.8 | -82 |
| Kargil | 10.8 | 468 | 1.8 | 125 | 0 | -100 |
| Kathua | 6.2 | 0 | 2.7 | -83 | 3.1 | -87 |
| Kistwar | ** | ** | ** | ** | ** | ** |
| Kulgam | 20.6 | 36 | 70.2 | 344 | 17 | -18 |
| Kupwara | 33.8 | 130 | 47.6 | 376 | 2.3 | -86 |
| Ladakh(Leh) | 0.1 | -93 | 0 | -100 | 0.9 | -67 |
| Poonch | 30 | 52 | 72 | 250 | 8 | -49 |
| Pulwama | 8.5 | 32 | 14.3 | 275 | 4.3 | -63 |
| Rajouri | 13.7 | 17 | 9.8 | -2 | 2.1 | -87 |
| Ramban | 41.3 | 210 | 39.5 | 117 | 26.4 | 52 |
| Reasi | 16.2 | 157 | 17.5 | 24 | 2.2 | -89 |
| Samba | 0 | -100 | 0 | -100 | 1.6 | -90 |
| Shopian | ** | ** | ** | ** | ** | ** |
| Srinagar | 9 | -8 | 43.8 | 461 | 10.7 | -2 |
| Udhampur | 5.8 | -36 | 13.9 | -23 | 0.4 | -98 |
| East Madhya Pradesh | | | | | | |
| Anuppur | 5.7 | -43 | 0 | -100 | 15.2 | -61 |
| Balaghat | 0 | -100 | 1.3 | -95 | 4.6 | -89 |
| Chhatarpur | 0 | -100 | 0 | -100 | 23.8 | -1 |
| Chindwara | 0 | -100 | 6.7 | -74 | 10.3 | -74 |
| Damoh | 0 | -100 | 0 | -100 | 28.5 | 6 |
| Dindori | 0 | -100 | 5.2 | -74 | 18.4 | -59 |
| Jabalpur | 0 | -100 | 0.1 | -99 | 19.1 | -44 |
| Katni | 0 | -100 | 1 | -94 | 47.2 | 147 |
| Mandla | 0 | -100 | 4.9 | -76 | 23.9 | -21 |
| Narsingpur | 0 | -100 | 0.4 | -98 | 9.6 | -70 |
| Panna | 0 | -100 | 0 | -100 | 18.8 | -13 |
| Rewa | 0 | -100 | 0 | -100 | 10.5 | -54 |
| Sagar | 0 | -100 | 0 | -99 | 15.4 | -60 |
| Satna | 0 | -100 | 0.2 | -98 | 31.6 | 13 |
| Seoni | 1.1 | -85 | 0 | -100 | 16.3 | -63 |
| Shahdol | 0 | -100 | 0 | -100 | 27 | 15 |
| Sidhi | 0 | -100 | 0 | -100 | 8.4 | -63 |
| Singrauli | 0.8 | 0 | 0 | -100 | 12 | -40 |

| | | | | | | |
|----------------------------|------|------|------|------|------|-----|
| Tikamgarh | 0 | -100 | 0 | -100 | 8.5 | -46 |
| Umariya | 0 | -100 | 0 | -100 | 19.4 | -15 |
| West Madhya Pradesh | | | | | | |
| Agar | 0 | -100 | 0 | -100 | 31.1 | 22 |
| Alirajpur | 0 | -100 | 0.2 | -99 | 5.6 | -83 |
| Asoknagar | 0 | -100 | 0 | -100 | 32 | 60 |
| Barwani | 0 | -100 | 0 | -100 | 3 | -91 |
| Betul | 0 | -100 | 11 | -44 | 9.6 | -73 |
| Bhind | 0 | -100 | 0 | -100 | 37.8 | 207 |
| Bhopal | 0 | -100 | 0 | -100 | 36.1 | 4 |
| Burhanpur | 0 | -100 | 0 | -100 | 4.4 | -87 |
| Datia | 0 | -100 | 5.3 | -41 | 29.1 | 84 |
| Dewas | 1.7 | -78 | 1.7 | -91 | 9 | -72 |
| Dhar | 0 | -100 | 0.5 | -97 | 5.5 | -86 |
| Guna | 0 | -100 | 0 | -100 | 14 | -29 |
| Gwalior | 0 | -100 | 0 | -100 | 18.2 | 13 |
| Harda | 0 | -100 | 2.1 | -85 | 0.7 | -98 |
| Hoshangabad | 0 | -100 | 2.5 | -85 | 16.8 | -39 |
| Indore | 0.5 | -92 | 0.2 | -99 | 19.2 | -34 |
| Jhabua | 0 | -100 | 0 | -100 | 4.4 | -88 |
| Khandwa | 0 | -100 | 0 | -100 | 32.6 | 16 |
| Khargone | 4.2 | -39 | 0 | -100 | 7.9 | -77 |
| Mandsaur | 4 | -18 | 0.1 | -99 | 49.3 | 139 |
| Morena | 0 | -100 | 0 | -100 | 31.6 | 239 |
| Neemuch | 8.3 | 3 | 1.3 | -84 | 73.1 | 258 |
| Raisen | 0.6 | -87 | 2.8 | -86 | 13 | -60 |
| Rajgarh | 0 | -100 | 0 | -100 | 30.9 | 51 |
| Ratlam | 1.3 | -82 | 0 | -100 | 38.9 | 48 |
| Sehore | 0 | -100 | 0 | -100 | 12.8 | -60 |
| Shajapur | 0.5 | -87 | 0 | -100 | 23 | -11 |
| Sheopur Kalani | 0 | -100 | 0 | -100 | 55.1 | 321 |
| Shivpuri | 0 | -100 | 0 | -100 | 23.9 | 30 |
| Ujjain | 0 | -100 | 1.2 | -93 | 31.3 | 6 |
| Vidisha | 0 | -100 | 1.3 | -92 | 13.4 | -51 |
| Chhattisgarh | | | | | | |
| Balod | 6.1 | -44 | 4 | -86 | 28.4 | -14 |
| Baloda Bazar | 1.3 | -73 | 11.3 | -48 | 10.2 | -69 |
| Balrampur | 1 | -84 | 0 | -100 | 0.7 | -99 |
| Bastar | 73.1 | 240 | 6.7 | -82 | 58.6 | -8 |
| Bemetara | 3.3 | -48 | 0 | -100 | 13.8 | -65 |
| Bijapur | 16.8 | 195 | 5.7 | -77 | 29.1 | -56 |

| | | | | | | |
|---------------------------|------|------|------|------|------|------|
| Bilaspur | 8.5 | 7 | 2.1 | -90 | 21.7 | -48 |
| Dantewara | 21.8 | 195 | 1 | -96 | 32.6 | -26 |
| Dhamtari | 16.9 | 252 | 14.7 | -39 | 69.9 | 72 |
| Durg | 5.2 | -30 | 9.1 | -68 | 25.4 | -34 |
| Gariaband | 11.1 | 15 | 7.4 | -76 | 34.4 | -36 |
| Janjgir | 5.8 | -5 | 11 | -40 | 20.5 | -49 |
| Jashpurnagar | 6 | -67 | 0.3 | -99 | 12.7 | -77 |
| Kabirdham | 16.3 | 147 | 5.5 | -66 | 2.5 | -93 |
| Kanker | 4.4 | -56 | 2.5 | -88 | 21.8 | -58 |
| Kondagaon | 21.2 | 103 | 34.5 | 4 | 40.1 | -26 |
| Korba | 0.5 | -88 | 13.9 | -35 | 30.8 | -36 |
| Koriya | 0 | -100 | 0 | -100 | 15.1 | -68 |
| Mahasumund | 3.8 | -59 | 2.6 | -87 | 44.7 | -4 |
| Mungeli | 1 | -87 | 1 | -93 | 15.5 | -57 |
| Narayanpur | 20.5 | 88 | 12.1 | -54 | 19.9 | -59 |
| Raigarh | 2.8 | -74 | 4.8 | -85 | 33.5 | -38 |
| Raipur | 2.3 | -61 | 3.9 | -84 | 10.7 | -73 |
| Rajnandgaon | 0.1 | -98 | 2.5 | -86 | 11.4 | -74 |
| Sukma | 9.4 | -19 | 10.8 | -56 | 45.9 | -7 |
| Surajpur | 1.6 | -85 | 0 | -100 | 12.9 | -67 |
| Surguja | 0 | -99 | 0 | -100 | 9.8 | -82 |
| East Uttar Pradesh | | | | | | |
| Allahabad | 0 | -100 | 0 | -100 | 0.4 | -98 |
| Ambedkar Nagar | 0 | -100 | 0 | -100 | 0 | -100 |
| Amethi | 0 | -100 | 0 | -100 | 0 | -100 |
| Azamgarh | 0 | -100 | 0 | -100 | 0 | -100 |
| Bahraich | 6.6 | -53 | 23.4 | 1 | 14.2 | -63 |
| Ballia | 0 | -100 | 0 | -100 | 18.9 | -40 |
| Balrampur | 5.6 | -62 | 19.1 | -3 | 12.2 | -59 |
| Banda | 0 | -100 | 0.2 | -99 | 12.5 | -37 |
| Barabanki | 0 | -100 | 4.4 | -76 | 0 | -100 |
| Basti | 0.1 | -99 | 0 | -100 | 0 | -100 |
| Chandauli | 0 | -100 | 0 | -100 | 0 | -100 |
| Chitrakoot | 0 | -100 | 0 | -100 | 5 | -65 |
| Deoria | 0 | -100 | 0 | -100 | 4 | -86 |
| Faizabad | 0 | -100 | 0 | -100 | 0 | -100 |
| Farrukhabad | 0 | -100 | 2.6 | -72 | 0.1 | -99 |
| Fatehpur | 0 | -100 | 1.7 | -86 | 0 | -100 |
| Gazipur | 0 | -100 | 0 | -100 | 0 | -100 |
| Gonda | 4.1 | -61 | 7 | -68 | 0 | -100 |
| Gorakhpur | 2.1 | -89 | 3.1 | -90 | 3.2 | -93 |

| | | | | | | |
|---------------------------|-----|------|------|------|------|------|
| Hardoi | 0 | -100 | 0.5 | -95 | 0 | -100 |
| Jaunpur | 0 | -100 | 0 | -100 | 0 | -100 |
| Kannauj | 0 | -100 | 2.8 | -52 | 1.5 | -88 |
| Kanpur City | 0 | -100 | 1.4 | -69 | 2.1 | -84 |
| Kanpur Dehat | 0 | -100 | 0 | -100 | 1 | -92 |
| Kaushambi | 0 | -100 | 0 | -100 | 0 | -100 |
| Kheri | 2.4 | -82 | 10.7 | -54 | 5.4 | -84 |
| Kushi nagar | 0 | -100 | 0 | -100 | 3 | -91 |
| Lucknow | 0 | -100 | 2.4 | -78 | 0 | -100 |
| Maharajganj | 1.2 | -91 | 8.3 | -75 | 18 | -55 |
| Mau | 0 | -100 | 0 | -100 | 0 | -100 |
| Mirzapur | 0 | -100 | 0 | -100 | 0 | -100 |
| Pratapgarh | 0 | -100 | 0 | -100 | 3.3 | -78 |
| RaiBareilly | 0 | -100 | 0 | -100 | 5.7 | -43 |
| Sant Kabirnnagar | 11 | -11 | 0 | -100 | 0 | -100 |
| Sant Ravidas Nagar | 0 | -100 | 0 | -100 | 0 | -100 |
| Shrawasti | 7.8 | -44 | 13.2 | -43 | 19.7 | -49 |
| Sidharthnagar | 2.7 | -83 | 1 | -97 | 6.6 | -84 |
| Sitapur | 0 | -100 | 7.5 | -46 | 0 | -100 |
| Sonbhadra | 4 | -5 | 0 | -100 | 2.3 | -91 |
| Sultanpur | 0 | -100 | 0 | -100 | 0 | -100 |
| Unnao | 0 | -100 | 1 | 89 | 0 | -100 |
| Varanasi | 0 | -100 | 0 | -100 | 0 | -100 |
| West Uttar Pradesh | | | | | | |
| Agra | 0.2 | -92 | 0 | -100 | 10 | -1 |
| Aligarh | 0 | -100 | 5 | -23 | 0.3 | -98 |
| Auraiya | 1.4 | -50 | 0 | -100 | 11 | -7 |
| Badaun | 0 | -100 | 0 | -100 | 0 | -100 |
| Baghpat | 0 | -100 | 0 | -100 | 5.8 | -64 |
| Bareilly | 0 | -100 | 8.9 | -42 | 0 | -100 |
| Bijnor | 0 | -100 | 14.7 | -32 | 0 | -100 |
| Bulandsahar | 0 | -100 | 0 | -100 | 1.7 | -85 |
| Etah | 0 | -100 | 6.3 | 47 | 0 | -100 |
| Etawah | 0 | -100 | 0 | -100 | 1.3 | -84 |
| Firozabad | 0 | -100 | 0 | -100 | 0 | -100 |
| GBNagar | 0 | -100 | 0 | -100 | 15 | 26 |
| Ghaziabad | 0 | -100 | 0 | -100 | 4.1 | -66 |
| Hamirpur | 0 | -100 | 0 | -100 | 42.6 | 152 |
| Hapur | 0 | -100 | 0 | -100 | 8 | -31 |
| Jalaun | 0 | -100 | 0 | -100 | 17.3 | 24 |
| Jhansi | 0 | -100 | 0 | -100 | 10.4 | -51 |

| | | | | | | |
|--------------------|------|------|------|------|------|------|
| Jotiba Phule Nagar | 0 | -100 | 32 | 56 | 0 | -100 |
| Kanshiramnagar | 0 | -100 | 0 | -100 | 0 | -100 |
| Lalitpur | 0 | -100 | 0 | -100 | 18.4 | -21 |
| Mahamaya Nagar | 0 | -100 | 0 | -100 | 0 | -100 |
| Mahoba | 0 | -100 | 0 | -100 | 17 | 23 |
| Mainpuri | 0 | -100 | 12.5 | 56 | 2 | -82 |
| Mathura | 0 | -100 | 0 | -100 | 0 | -100 |
| Meerut | 0 | -100 | 0.4 | -95 | 1.4 | -91 |
| Moradabad | 0 | -100 | 21.4 | 42 | 0 | -100 |
| Muzzaffarnagar | 0 | -100 | 1.5 | -88 | 0 | -100 |
| Pilibhit | 0 | -100 | 16.5 | -21 | 0 | -100 |
| Rampur | 0 | -100 | 3.1 | -82 | 0 | -100 |
| Saharanpur | 0 | -100 | 0 | -100 | 0.3 | -98 |
| Sambhal | 0 | -100 | 2.8 | -81 | 0 | -100 |
| Shahjahanpur | 0 | -100 | 6 | -12 | 0 | -100 |
| Shamli | 0 | -100 | 0.3 | -98 | 0 | -100 |
| Uttarakhand | | | | | | |
| Almora | 11.6 | -26 | 19.3 | -47 | 2.3 | -93 |
| Bageshwar | 17.5 | 12 | 4.2 | -89 | 5.8 | -82 |
| Chamoli | 17.2 | 28 | 7.9 | -57 | 2.9 | -86 |
| Champawat | 15.6 | -17 | 20.3 | -50 | 2 | -95 |
| Dehradun | 3.9 | -76 | 3.7 | -86 | 38.7 | -2 |
| Garhwal Pauri | 2.7 | -84 | 10.5 | -61 | 4.3 | -86 |
| Garhwal Tehri | 3.3 | -80 | 11.2 | -60 | 4.2 | -82 |
| Haridwar | 0 | -100 | 18.1 | -6 | 2.6 | -90 |
| Nainital | 14 | -41 | 39.5 | -5 | 5.9 | -88 |
| Pithorgarh | 22.9 | -24 | 36.6 | -26 | 4.9 | -92 |
| Rudraprayag | 39.3 | 93 | 32.1 | -19 | 5.8 | -87 |
| Udham Sing Nagar | 0 | -100 | 9.1 | -59 | 0.1 | -99 |
| Uttarkashi | 10.4 | -30 | 1.9 | -95 | 3.1 | -90 |
| Bihar | | | | | | |
| Araria | 79 | 111 | 67.3 | 51 | 43.1 | -36 |
| Arwal | 0 | -100 | 0 | -100 | 0 | -100 |
| Aurangabad | 0 | -100 | 0 | -100 | 0 | -100 |
| Banka | 53.8 | 282 | 0 | -100 | 4.2 | -89 |
| Begusarai | 8.9 | -48 | 0 | -100 | 3.9 | -91 |
| Bhabua | 0 | -100 | 0 | -100 | 0 | -100 |
| Bhagalpur | 70 | 286 | 0 | -100 | 8.6 | -81 |
| Bhojpur | 32.8 | 397 | 0 | -100 | 14.3 | -35 |
| Buxar | 3.4 | -36 | 0 | -100 | 0 | -100 |
| Darbhanga | 10.3 | -45 | 15.8 | -33 | 13.4 | -60 |

| | | | | | | |
|------------------|-------|------|------|------|------|------|
| East Champaran | 13.4 | -30 | 8 | -75 | 24.7 | -42 |
| Gaya | 0 | -100 | 0 | -100 | 0.5 | -98 |
| Gopalganj | 0.5 | -96 | 5.3 | -81 | 8.4 | -72 |
| Jahanabad | 0 | -100 | 0 | -100 | 0 | -100 |
| Jamui | 7.3 | -46 | 0 | -100 | 6.6 | -83 |
| Katihar | 91.5 | 192 | 14.5 | -63 | 33 | -46 |
| Khagadia | 23.8 | 14 | 0 | -100 | 5.4 | -89 |
| Kishanganj | 21.8 | -55 | 97 | 66 | 67.1 | -29 |
| Lakhisarai | 0 | -100 | 0 | -100 | 11.7 | -70 |
| Madhepura | 106.9 | 294 | 43.1 | 3 | 28.3 | -53 |
| Madhubani | 35.8 | 89 | 17.5 | -50 | 18.6 | -50 |
| Monghyar | 9.6 | -46 | 0 | -100 | 8.6 | -80 |
| Muzaffarpur | 7.8 | -56 | 0.4 | -99 | 5.1 | -84 |
| Nalanda | 36.5 | 241 | 0 | -100 | 10.7 | -60 |
| Nawada | 0 | -100 | 0 | -100 | 1 | -97 |
| Patna | 0.2 | -98 | 0 | -100 | 10.4 | -67 |
| Purnea | 92.4 | 137 | 74.8 | 45 | 13.6 | -82 |
| Rohtas | 0 | -100 | 0 | -100 | 0 | -100 |
| Saharsha | 77.3 | 190 | 0 | -100 | 1.2 | -98 |
| Samstipur | 11.2 | -32 | 0 | -100 | 7.9 | -80 |
| Saran | 0 | -100 | 11.3 | -49 | 5.3 | -83 |
| Sheikpura | 0.4 | -97 | 0 | -100 | 2.2 | -93 |
| Sheohar | 4.6 | -70 | 8.4 | -64 | 7.4 | -87 |
| Sitamarhi | 27.4 | 17 | 5.5 | -85 | 18.8 | -55 |
| Siwan | 0.4 | -96 | 0 | -100 | 4.9 | -85 |
| Supaul | 75 | 192 | 73.5 | 63 | 16.6 | -63 |
| Vaishali | 0.7 | -93 | 0 | -100 | 4.4 | -89 |
| West Champaran | 32.6 | 51 | 53.3 | 22 | 9.7 | -78 |
| Jharkhand | | | | | | |
| Bokaro | 5.8 | -73 | 0.9 | -97 | 12.2 | -70 |
| Chatra | 0 | -100 | 0 | -100 | 0 | -100 |
| Deoghar | 10.2 | -39 | 3.3 | -90 | 6.1 | -88 |
| Dhanbad | 1 | -95 | 4.1 | -89 | 1.7 | -97 |
| Dumka | 13 | -35 | 24.3 | -33 | 1.4 | -97 |
| East Singbhum | 44.1 | 57 | 0 | -100 | 2 | -97 |
| Garhwa | 4.8 | -13 | 0 | -100 | 1.6 | -96 |
| Giridih | 6.1 | -65 | 0 | -100 | 3.5 | -91 |
| Godda | 17.2 | 1 | 0.8 | -98 | 11.8 | -73 |
| Gumla | 24.5 | 56 | 0 | -100 | 8.1 | -84 |
| Hazaribagh | 3.3 | -81 | 0 | -100 | 6.6 | -87 |
| Jamtara | 2.8 | -91 | 9.2 | -72 | 6.8 | -86 |

| | | | | | | |
|-----------------------|-------|------|-----|------|-------|-----|
| Khunti | 18 | -16 | 0 | -100 | 12.3 | -78 |
| Koderrna | 6.4 | -69 | 1.6 | -93 | 10 | -79 |
| Latehar | 6 | -52 | 0 | -100 | 8 | -81 |
| Lohardagga | 51.9 | 231 | 0 | -100 | 11.4 | -72 |
| Pakur | 2.4 | -91 | 12 | -74 | 2.4 | -95 |
| Palamau | 5.9 | -8 | 0 | -100 | 3.7 | -88 |
| Ramgarh | 10.6 | -36 | 0 | -100 | 14.2 | -68 |
| Ranchi | 31.8 | 79 | 0 | -100 | 6.1 | -87 |
| Sahebganj | 196.8 | 694 | 0 | -100 | 12.6 | -80 |
| Saraikela | 22.7 | 34 | 0.9 | -98 | 15.9 | -73 |
| Simdega | 0 | -100 | 1.2 | -96 | 42.7 | -26 |
| West Singhbhum | 21.1 | 26 | 0 | -100 | 22 | -51 |
| East Rajasthan | | | | | | |
| Ajmer | 0 | -100 | 0.1 | -99 | 10.7 | 26 |
| Alwar | 0 | -100 | 0.2 | -98 | 23.5 | 104 |
| Banswara | 0 | -100 | 0 | -100 | 54.3 | 109 |
| Baran | 0 | -100 | 0 | -100 | 24.4 | 32 |
| Bharatpur | 0 | -100 | 0 | -100 | 10.8 | -13 |
| Bhilwara | 0 | -100 | 0 | -100 | 45.5 | 237 |
| Bundi | 1.2 | -58 | 0 | -100 | 44.8 | 242 |
| Chittorgarh | 0.4 | -94 | 0.9 | -88 | 81.5 | 454 |
| Dausa | 0 | -100 | 0 | -100 | 36.8 | 250 |
| Dholpur | 0 | -100 | 0 | -100 | 24 | 47 |
| Dungarpur | 0 | -100 | 0 | -100 | 94.3 | 319 |
| Jaipur | 0 | -100 | 0.1 | -98 | 23 | 119 |
| Jhalawar | 1.1 | -82 | 0 | -100 | 30.2 | 57 |
| Jhunjhunu | 0 | -100 | 0.3 | -98 | 28.3 | 102 |
| Karauli | 0 | -100 | 0 | -100 | 21.2 | 71 |
| Kota | 0.2 | -97 | 0 | -100 | 33.1 | 119 |
| Pratapgarh | 0 | -100 | 0 | -100 | 135.6 | 479 |
| Rajsamand | 0 | -100 | 0 | -100 | 53.9 | 282 |
| Sawai Madhopur | 0.3 | -92 | 0 | -100 | 32.1 | 149 |
| Sikar | 0 | -100 | 0 | -100 | 28.5 | 153 |
| Sirohi | 0 | -100 | 0 | -100 | 69.7 | 263 |
| Tonk | 0 | -100 | 0.3 | -96 | 34.4 | 258 |
| Udaipur | 3.6 | -36 | 0.8 | -91 | 92.5 | 438 |
| West Rajasthan | | | | | | |
| Barmer | 1.1 | -74 | 0 | -100 | 1.3 | -80 |
| Bikaner | 0.6 | -91 | 0 | -100 | 7.4 | -35 |
| Churu | 0 | -100 | 0 | -100 | 14.7 | 45 |
| Hanumangarh | 0 | -100 | 0 | -100 | 26.1 | 75 |

| | | | | | | |
|-----------------------------|-----|------|------|------|-------|-----|
| Jaisalmer | 0 | -100 | 0 | -100 | 0.1 | -98 |
| Jalore | 0 | -100 | 0 | -100 | 21 | 98 |
| Jodhpur | 0.1 | -98 | 2.4 | -65 | 0.2 | -98 |
| Nagaur | 0 | -100 | 0 | -100 | 9.5 | 4 |
| Pali | 0 | -100 | 0 | -100 | 13.5 | 23 |
| Sri Ganganagar | 0 | -100 | 0 | -100 | 14.3 | 36 |
| Gujarat Region | | | | | | |
| Ahmedabad | 0 | -100 | 0 | -100 | 32.2 | 73 |
| Anand | 0 | -100 | 0 | -100 | 22.8 | -2 |
| Aravalli | 0 | -100 | 0 | -100 | 40.8 | 108 |
| Banaskantha | 0 | -100 | 0 | -100 | 34 | 118 |
| Bharuch | 0 | -100 | 0 | -100 | 16.8 | -49 |
| Chhota Udepur | 0 | -100 | 0 | -100 | 3.4 | -91 |
| DNH | 0 | -100 | 0.5 | -99 | 21.9 | -69 |
| Dahod | 0 | -100 | 0 | -100 | 17.1 | -41 |
| Daman | 0 | -100 | 11.8 | -74 | 47 | -33 |
| Dangs | 0 | -100 | 5 | -88 | 28 | -67 |
| Gandhinagar | 0 | -100 | 0 | -100 | 92.5 | 306 |
| Kheda | 0 | -100 | 0 | -100 | 21.4 | 2 |
| Mahisagar | 0 | -100 | 0 | -100 | 34.1 | 92 |
| Mehsana | 0 | -100 | 0 | -100 | 70.9 | 249 |
| Narmada | 0 | -100 | 4.5 | -80 | 6.8 | -85 |
| Navsari | 0 | -100 | 1.7 | -94 | 33.2 | -61 |
| Panchmahal | 0 | -100 | 0 | -100 | 17 | -39 |
| Patan | 0 | -100 | 0 | -100 | 39.7 | 136 |
| Sabarkantha | 0 | -100 | 0 | -100 | 94 | 363 |
| Surat | 0 | -100 | 2.1 | -89 | 47.1 | -22 |
| Tapi | 0 | -100 | 1.4 | -95 | 22.4 | -68 |
| Vadodara | 0 | -100 | 0 | -100 | 6.2 | -77 |
| Valsad | 0 | -100 | 11.1 | -70 | 21.5 | -77 |
| S K & Diu region | | | | | | |
| Amreli | 0 | -100 | 0 | -100 | 69.4 | 172 |
| Bhavnagar | 0 | -100 | 0 | -100 | 53.8 | 107 |
| Botad | 0 | -100 | 0 | -100 | 34.8 | 67 |
| Devbhoomi Dwarka | 0 | -100 | 0 | -100 | 36.6 | 91 |
| Diu | 0 | -100 | 0 | -100 | 118.6 | 324 |
| Gir Somnath | 0 | -100 | 0 | -100 | 212.4 | 337 |
| Jamnagar | 0 | -100 | 0 | -100 | 32.8 | 91 |
| Junagarh | 0 | -100 | 0 | -100 | 128 | 221 |
| Kutch | 0 | -100 | 0 | -100 | 6.6 | -38 |
| Morbi | 0 | -100 | 0 | -100 | 14.2 | -37 |

| | | | | | | |
|---------------------------|-----|------|------|------|-------|------|
| Porbandar | 0 | -100 | 0 | -100 | 80.8 | 191 |
| Rajkot | 0 | -100 | 0 | -100 | 46.4 | 83 |
| Surendranagar | 0 | -100 | 0 | -100 | 13.3 | -40 |
| Maharashtra | | | | | | |
| Konkan & Goa | | | | | | |
| Mumbai City | 0 | -100 | 26.8 | -72 | 99.8 | -41 |
| Mumbai Suburban | 0 | -100 | 43.5 | -49 | 121.8 | -14 |
| North Goa | 2.2 | -97 | 60.3 | -70 | 150.5 | -44 |
| Raigad | 0 | -100 | 25.7 | -74 | 120.9 | -32 |
| Ratnagiri | 0 | -99 | 17.4 | -88 | 142.1 | -38 |
| Sindhudurg | 0 | -100 | 36.2 | -80 | 121.8 | -51 |
| South Goa | 0.1 | -99 | 54.8 | -70 | 132.7 | -50 |
| Thane | 0 | -100 | 28 | -55 | 67.8 | -40 |
| Madhya Maharashtra | | | | | | |
| Ahmednagar | 0.7 | -95 | 27.8 | -1 | 1.5 | -95 |
| Dhule | 0 | -100 | 5 | -80 | 4.4 | -86 |
| Jalgaon | 0.8 | -90 | 0.9 | -96 | 2.7 | -91 |
| Kolhapur | 0 | -100 | 12.1 | -78 | 78.1 | -17 |
| Nandurbar | 0 | -100 | 3.2 | -88 | 2 | -95 |
| Nasik | 0 | -100 | 13.7 | -61 | 5.8 | -86 |
| Pune | 0 | -100 | 20 | -44 | 25.4 | -38 |
| Sangli | 0.1 | -99 | 15.2 | -49 | 11.5 | -65 |
| Satara | 0 | -99 | 19.3 | -47 | 28.9 | -42 |
| Solapur | 4 | -78 | 13.6 | -50 | 2.9 | -89 |
| Marathwada | | | | | | |
| Aurangabad | 0 | -100 | 10.1 | -68 | 1.3 | -96 |
| Beed | 0.5 | -97 | 12.5 | -60 | 1.9 | -94 |
| Hingoli | 0 | -100 | 24.4 | -19 | 0 | -100 |
| Jalna | 0 | -100 | 9.5 | -70 | 0.3 | -99 |
| Latur | 8.4 | -34 | 23.1 | -31 | 2.3 | -92 |
| Nanded | 0.2 | -98 | 4.3 | -84 | 2.9 | -93 |
| Osmanabad | 9.9 | -53 | 18.6 | -42 | 1.5 | -96 |
| Parbhani | 7.5 | -45 | 9.8 | -65 | 3.5 | -92 |
| Vidarbha | | | | | | |
| Akola | 0 | -100 | 10.2 | -55 | 0.6 | -99 |
| Amraoti | 0.4 | -95 | 8.7 | -62 | 1.2 | -97 |
| Bhandara | 0 | -100 | 0 | -100 | 5 | -89 |
| Buldhana | 0 | -100 | 5.2 | -81 | 0.8 | -98 |
| Chandrapur | 6.2 | -26 | 2.2 | -90 | 0.7 | -98 |
| Gadchiroli | 3 | -71 | 2.2 | -92 | 6.6 | -89 |
| Gondia | 0 | -100 | 0 | -100 | 12.4 | -74 |


| | | | | | | |
|---|------|-----|-------|------|-------|-----|
| Nagpur | 0.5 | -94 | 4.2 | -82 | 1.4 | -96 |
| Wardha | 3.4 | -67 | 7.3 | -73 | 0.5 | -99 |
| Washim | 0.3 | -96 | 9.4 | -62 | 0.2 | -99 |
| Yeotmal | 1 | -89 | 5.5 | -76 | 0.2 | -99 |
| Odisha | | | | | | |
| Angul | 23.3 | 20 | 14 | -55 | 39.6 | -28 |
| Balasore | 24.7 | -13 | 4.6 | -90 | 14.2 | -81 |
| Bargarh | 22.5 | 97 | 4.1 | -86 | 46.6 | -26 |
| Bhadrak | 14.1 | -46 | 19.6 | -50 | 31.8 | -43 |
| Bolangir | 25.5 | 92 | 5.6 | -76 | 36.9 | -38 |
| Boudh | 17.7 | 130 | 10.3 | -77 | 78 | 34 |
| Cuttack | 8.8 | -69 | 18 | -40 | 37.6 | -23 |
| Deogarh | 23.8 | 46 | 10.2 | -68 | 61.3 | 5 |
| Dhenkanal | 18.7 | 1 | 11.2 | -64 | 81.2 | 55 |
| Gajapati | 5.3 | -76 | 0.1 | -99 | 18.4 | -67 |
| Ganjam | 17.4 | -17 | 3.7 | -88 | 28.5 | -39 |
| Jagatsingpur | 17.8 | -29 | 15.8 | -43 | 22 | -56 |
| Jajpur | 55.5 | 32 | 23.6 | -51 | 37 | -46 |
| Jharsuguda | 23.3 | 34 | 10.5 | -61 | 39 | -31 |
| Kalahandi | 57.6 | 306 | 5.5 | -79 | 42 | -36 |
| Kandhamal | 50 | 139 | 0 | -100 | 38.1 | -35 |
| Kendrapara | 36 | 19 | 20.7 | -35 | 26.8 | -46 |
| Keonjhar | 13.4 | -54 | 12.7 | -69 | 46.5 | -31 |
| Khurda | 11.8 | -51 | 12 | -54 | 27.3 | -48 |
| Koraput | 65.8 | 218 | 1.3 | -96 | 17.5 | -70 |
| Malkangiri | 30 | 159 | 3 | -90 | 11 | -79 |
| Mayurbhanj | 40.6 | 30 | 8.5 | -85 | 25.2 | -64 |
| Nawapara | 24.4 | 118 | 11.6 | -46 | 5.9 | -89 |
| Nawarangpur | 45.7 | 125 | 5.7 | -85 | 64.9 | -8 |
| Nayagarh | 2.3 | -89 | 4.8 | -86 | 43 | -19 |
| Puri | 1.3 | -93 | 22.3 | -7 | 25.2 | -45 |
| Rayagada | 27.5 | 32 | 0 | -100 | 9 | -83 |
| Sambalpur | 10.3 | -37 | 4.8 | -85 | 37.1 | -37 |
| Sonepur | 20 | 52 | 7.1 | -79 | 52.4 | -8 |
| Sundargarh | 19.7 | -2 | 3.4 | -88 | 51.2 | -11 |
| West Bengal, Andaman & Nicobar Islands | | | | | | |
| A & N ISLAND | | | | | | |
| Nicobar | 45.5 | -44 | 170.9 | 154 | 118.1 | 140 |
| North & Middle Andaman | 91.4 | -21 | 320.8 | 194 | 384 | 248 |
| South Andaman | 80.5 | -30 | 145.3 | 19 | 219 | 149 |
| GWB | | | | | | |


| | | | | | | |
|--------------------------|-------|------|-------|------|-------|------|
| Bankura | 14.1 | -53 | 3.1 | -94 | 50.9 | -5 |
| Birbhum | 13.9 | -56 | 8.3 | -80 | 14.3 | -74 |
| Burdwan | 10.7 | -62 | 1.1 | -97 | 23.5 | -47 |
| East Midnapore | 52.4 | 54 | 22.2 | -61 | 6.6 | -89 |
| Hooghly | 32 | 4 | 6.2 | -89 | 49.2 | -6 |
| Howrah | 6.4 | -79 | 8.2 | -83 | 8.8 | -85 |
| Kolkata | 1.8 | -96 | 10 | -85 | 43.2 | -38 |
| Murshidabad | 38.7 | 13 | 10.7 | -80 | 3.6 | -93 |
| Nadia | 23 | -30 | 12 | -70 | 16.5 | -65 |
| 24 Pargana (N) | 17.6 | -58 | 14.3 | -77 | 33.1 | -53 |
| Purulia | 15.1 | -43 | 2.2 | -95 | 8.6 | -83 |
| 24 Pargana (S) | 24 | -26 | 30.2 | -61 | 24.1 | -70 |
| West Midnapore | 7.4 | -78 | 2.5 | -95 | 26.4 | -54 |
| SHWB & Sikkim | | | | | | |
| Cooch Behar | 51.2 | -59 | 73.8 | -40 | 115 | -34 |
| Darjeeling | 30.3 | -65 | 53.5 | -50 | 59.3 | -57 |
| East Sikkim | 74.8 | -27 | 73 | -24 | 93.8 | -22 |
| Jalpaiguri | 15.3 | -87 | 142.8 | -3 | 136.2 | -27 |
| Malda | 102.5 | 212 | 6.1 | -84 | 0.1 | -99 |
| North Dinajpur | 0 | -100 | 0 | -100 | 0 | -100 |
| North Sikkim | 44.7 | -51 | 121.2 | 31 | 369.7 | 278 |
| South Dinajpur | 44.9 | -12 | 5 | -91 | 0.6 | -99 |
| South Sikkim | 112.6 | 45 | 52.9 | -56 | 55.2 | -57 |
| West Sikkim | 44.7 | -14 | 18.9 | -75 | 36 | -62 |
| Karnataka | | | | | | |
| Coastal Karnataka | | | | | | |
| Dakshina Kannada | 19.5 | -81 | 58.5 | -70 | 176.3 | -33 |
| Udupi | 7 | -94 | 64.1 | -74 | 296.4 | -5 |
| Uttara Kannada | 0.9 | -99 | 61.6 | -58 | 147 | -30 |
| NI Karnataka | | | | | | |
| Bagalkote | 21.9 | 2 | 33.2 | 42 | 1.2 | -94 |
| Belagavi | 1.5 | -94 | 26.5 | -10 | 16.4 | -53 |
| Bidar | 25.6 | 64 | 15.5 | -47 | 0.5 | -99 |
| Dharwad | 10.2 | -64 | 17.9 | -35 | 11.9 | -64 |
| Gadag | 13 | -46 | 6.2 | -75 | 4.8 | -74 |
| Haveri | 2.6 | -90 | 11.9 | -55 | 16.2 | -46 |
| Kalaburgi | 36.6 | 142 | 24.1 | -9 | 3 | -90 |
| Koppal | 31.7 | 66 | 23.7 | 19 | 6.2 | -66 |
| Raichur | 32.3 | 196 | 29.8 | 43 | 0 | -100 |
| Vijayapura | 36.1 | 109 | 21.2 | -17 | 0.4 | -98 |
| Yadgir | 10.8 | -15 | 10.2 | -59 | 0 | -100 |


| | | | | | | |
|---------------------|------|------|-------|------|-------|------|
| SI Karnataka | | | | | | |
| Ballari | 13.9 | -33 | 22.5 | 26 | 0.6 | -97 |
| Bangalore Rural | 41.4 | 54 | 14.8 | -29 | 3.6 | -78 |
| Bangalore Urban | 27.2 | -7 | 36.7 | 81 | 0.4 | -97 |
| Chamarajanagar | 43.9 | 72 | 23.3 | 65 | 0 | -100 |
| Chikaballapur | 55.4 | 168 | 36.9 | 125 | 0 | -100 |
| Chikkamagaluru | 28.2 | -27 | 34.5 | -41 | 52.1 | -46 |
| Chitradurga | 27.1 | 39 | 13 | -5 | 0.9 | -93 |
| Davangere | 10.2 | -50 | 13.4 | -31 | 6.9 | -62 |
| Hassan | 34.4 | 32 | 35.2 | 31 | 5.2 | -87 |
| Kodagu | 28.8 | -50 | 82 | -14 | 97.5 | -38 |
| Kolar | 29.3 | 31 | 47.6 | 143 | 0 | -100 |
| Mandya | 46.3 | 94 | 23.4 | 65 | 1.1 | -91 |
| Mysuru | 19.5 | -25 | 30 | 91 | 9.2 | -54 |
| Ramanagara | 52.8 | 69 | 34.2 | 68 | 0.9 | -94 |
| Shivamogga | 1.6 | -96 | 17.9 | -73 | 57.2 | -42 |
| Tumakuru | 56.8 | 138 | 21.8 | 30 | 4.3 | -70 |
| Kerala | | | | | | |
| Alappuzha | 57.7 | -43 | 190.3 | 21 | 52.5 | -62 |
| Kannur | 29.3 | -75 | 185.6 | 12 | 131.3 | -48 |
| Ernakulam | 14.1 | -87 | 131.6 | -26 | 62.5 | -65 |
| Idukki | 39.5 | -54 | 121.4 | -34 | 64.9 | -69 |
| Kasaragod | 23.5 | -81 | 114.6 | -49 | 121.9 | -57 |
| Kollam | 55.6 | -32 | 116.6 | -3 | 31.7 | -68 |
| Kottayam | 39.2 | -63 | 189.6 | 17 | 59.4 | -60 |
| Kozhikode | 25.7 | -79 | 196.2 | -8 | 219.3 | -10 |
| Mahe | 11.2 | -89 | 96.6 | -50 | 153.4 | -36 |
| Malappuram | 34.4 | -53 | 98.8 | -29 | 86.2 | -54 |
| Palakkad | 7.5 | -85 | 78.7 | -15 | 73.4 | -45 |
| Pathanamthitta | 16.6 | -80 | 131.3 | -6 | 68.8 | -47 |
| Thiruvananthapuram | 40 | -41 | 161.9 | 64 | 36.6 | -49 |
| Thrissur | 16.9 | -84 | 158.7 | -15 | 66.7 | -67 |
| Wayanad | 7 | -88 | 95.2 | -24 | 69.8 | -65 |
| Tamil Nadu | | | | | | |
| Ariyalur | 0 | -100 | 1.6 | -91 | 0 | -100 |
| Chennai | 0 | -100 | 0 | -100 | 0.3 | -99 |
| Coimbatore | 11.8 | -46 | 20.3 | -40 | 3.7 | -92 |
| Cuddalore | 2.7 | -73 | 0 | -100 | 4.4 | -59 |
| Dharmapuri | 59.6 | 101 | 10.4 | -35 | 4.4 | -59 |
| Dindigul | 11.5 | -27 | 8.7 | -28 | 8.8 | 9 |
| Erode | 32.4 | 108 | 17.5 | 52 | 1 | -89 |


| | | | | | | |
|-------------------------------|------|------|-------|------|------|------|
| Kanchipuram | 0 | -100 | 0 | -100 | 2.2 | -88 |
| Kanyakumari | 3.6 | -91 | 107.6 | 104 | 10.5 | -71 |
| Karaikal | 0 | -100 | 0 | -100 | 0 | -100 |
| Karur | 15.6 | 95 | 25.9 | 318 | 0.6 | -82 |
| Krishnagiri | 48.6 | 114 | 6.7 | -52 | 0 | -100 |
| Madurai | 22 | 57 | 10.8 | -12 | 0.5 | -96 |
| Nagapattinam | 0 | -100 | 0 | -100 | 0 | -100 |
| Namakkal | 16.3 | -4 | 1.4 | -88 | 0 | -100 |
| Nilgiris | 22.7 | -23 | 31.2 | -17 | 6 | -88 |
| Perambalur | 18 | 122 | 0 | -100 | 0 | -100 |
| Puducherry | 0 | -100 | 0 | -100 | 0.7 | -96 |
| Pudukottai | 6.3 | -46 | 5 | -59 | 0 | -100 |
| Ramanathapuram | 0 | -100 | 0 | -99 | 0 | -100 |
| Salem | 38.9 | 83 | 2.5 | -84 | 7.8 | -42 |
| Sivaganga | 4.6 | -61 | 0.9 | -94 | 7.2 | -25 |
| Thanjavur | 2.5 | -75 | 3 | -75 | 0.3 | -96 |
| Theni | 20.1 | 121 | 6.1 | -20 | 4.6 | -28 |
| Tirunelveli | 11.3 | 95 | 31.6 | 232 | 2.4 | -60 |
| Tirupur | 32.6 | 202 | 27.2 | 300 | 0 | -100 |
| Tiruvallur | 6.8 | -51 | 0 | -100 | 0 | -100 |
| Tiruvannamalai | 27 | 59 | 0 | -100 | 13.9 | -5 |
| Tiruvarur | 0 | -100 | 0 | -100 | 0 | -100 |
| Toothukudi | 1.8 | -35 | 4.7 | 216 | 0 | -100 |
| Trichy | 5 | -58 | 2.3 | -77 | 0 | -100 |
| Vellore | 24.4 | 31 | 3.3 | -79 | 3.5 | -79 |
| Villupuram | 2.7 | -76 | 0 | -100 | 9.8 | -19 |
| Virudhunagar | 12.7 | 50 | 16.7 | 173 | 0 | -100 |
| Andhra Pradesh | | | | | | |
| Coastal Andhra Pradesh | | | | | | |
| East Godavari | 10.2 | -36 | 11.2 | -60 | 8 | -79 |
| Guntur | 8.5 | -45 | 14.1 | -29 | 4 | -82 |
| Krishna | 11.3 | -29 | 9.1 | -61 | 5 | -84 |
| Nellore | 0.4 | -95 | 3.8 | -63 | 0.8 | -95 |
| Prakasam | 5.9 | -51 | 1.6 | -91 | 0 | -100 |
| Sirkakulam | 9.6 | -40 | 6.2 | -77 | 15.2 | -66 |
| Visakhapatnam | 24.7 | 36 | 5.5 | -80 | 11.8 | -71 |
| Vizianagram | 20.3 | -13 | 1.5 | -95 | 17.2 | -54 |
| West Godavari | 2.2 | -86 | 10.4 | -57 | 1.6 | -96 |
| Yanam | 1.4 | -88 | 2.2 | -94 | 9.2 | -73 |
| Royalaseema | | | | | | |
| Anantapur | 36.1 | 84 | 14.9 | -11 | 1.3 | -90 |


| | | | | | | |
|-------------------|------|------|------|------|------|------|
| Chittoor | 20.9 | 12 | 10.4 | -46 | 1.9 | -90 |
| Cuddapah | 8.1 | -38 | 12.2 | -33 | 0 | -99 |
| Kurnool | 11.6 | -18 | 25.4 | 21 | 0.3 | -99 |
| Telangana | | | | | | |
| Adilabad | 5 | -64 | 19.3 | -41 | 3.3 | -94 |
| B. Kothagudem | 13.2 | -8 | 14.7 | -49 | 4.1 | -91 |
| Hyderabad | 22.7 | 73 | 28.8 | 31 | 0 | -100 |
| J. Bhupalpally | 21.3 | 105 | 5.7 | -79 | 2.3 | -96 |
| Jagtial | 68.6 | 343 | 9.6 | -66 | 4.7 | -89 |
| Jangaon | 2.1 | -87 | 16.8 | -29 | 1.6 | -95 |
| Jogulamba Gadwal | 3.4 | -76 | 11.4 | -25 | 0.5 | -98 |
| Kamareddy | 16 | 3 | 9.1 | -70 | 0.9 | -98 |
| Karimnagar | 79.9 | 406 | 4 | -82 | 0.9 | -98 |
| Khammam | 11.1 | -6 | 6.1 | -76 | 20.4 | -49 |
| Kumaram Bheem | 10.6 | -20 | 2.4 | -87 | 0.6 | -98 |
| M. Malkajgiri | 4.9 | -71 | 19.2 | 19 | 0.4 | -99 |
| Mahabubabad | 10.7 | -41 | 1.1 | -97 | 6.8 | -81 |
| Mahabubnagar | 9.9 | -38 | 30.7 | 74 | 0.3 | -99 |
| Mancherial | 7 | -38 | 5.6 | -75 | 5.4 | -89 |
| Medak | 12.7 | 12 | 12.4 | -45 | 0.3 | -99 |
| Nagarkurnool | 8.7 | -35 | 33 | 51 | 0.3 | -98 |
| Nalgonda | 2.6 | -77 | 16.7 | -16 | 0.5 | -98 |
| Nirmal | 3.6 | -75 | 4.8 | -84 | 0.3 | -99 |
| Nizamabad | 5.5 | -58 | 5.9 | -80 | 0 | -100 |
| Peddapalle | 7.1 | -36 | 0 | -100 | 1.3 | -97 |
| Ranjanna Sircilla | 14 | -44 | 7.8 | -73 | 0 | -100 |
| Rangareddy | 14.4 | 37 | 24.2 | 21 | 0.1 | -99 |
| Sangareddy | 11.6 | -24 | 13.5 | -41 | 2.3 | -93 |
| Siddipet | 8.3 | -25 | 19.2 | -5 | 0.1 | -99 |
| Suryapet | 0 | -100 | 24.2 | 14 | 8.7 | -69 |
| Vikarabad | 32.5 | 118 | 29.5 | 22 | 1.5 | -95 |
| Wanaparthy | 4.2 | -68 | 30.4 | 45 | 0 | -100 |
| Warangal_Rural | 0.7 | -96 | 5.5 | -80 | 2.1 | -96 |
| Warangal_Urban | 0 | -100 | 2.8 | -89 | 0 | -100 |
| Y. Bhuvangiri | 7.1 | -52 | 20.6 | -28 | 1.1 | -96 |

 L. Excess(+60% or more)

 Excess (+20% to +59%)

 Normal (+19% to -19%)

 Deficient (-20% to -59%)

 L. Deficient (-60% to -99%)

 No Rain

 No Data