

Week by Week Rainfall Distribution from 13.12.17 to 27.12.17

Sub-Divisions	13.12.17		20.12.17		27.12.17	
	Actual (mm)	% dep.	Actual (mm)	% dep.	Actual (mm)	% dep.
Arunachal Pradesh						
Anjaw	**	**	**	**	**	**
Changlang	0.0	-100	0.0	-100	0.0	-100
Dibang Valley	1.0	-95	0.0	-100	0.0	-100
East Kameng	0.0	-100	0.0	-100	0.0	-100
East Siang	0.6	-93	0.0	-100	0.0	-100
Kurung Kumey	**	**	**	**	**	**
Lohit	0.0	-100	0.0	-100	0.0	-100
Lower Dibang Valley	3.8	-81	1.6	-84	0.0	-100
Lower Subansari	**	**	**	**	**	**
Papumpare	0.4	-85	0.0	-100	0.0	-100
Tawang	**	**	**	**	**	**
Tirap	0.0	-100	0.0	-100	0.0	-100
Upper Siang	0.0	-100	1.2	-96	0.0	-100
Upper Subansari	6.0	43	1.0	-75	0.0	-100
West Kameng	0.0	-100	0.0	-100	0.0	-100
West Siang	5.8	-37	0.0	-100	0.0	-100
Assam & Meghalaya						
Assam						
Baksa	0.0	-100	0.0	-100	0.0	-100
Barpeta	0.0	-100	0.0	-100	0.0	-100
Bongaigaon	0.0	-100	0.0	-100	0.0	-100
Cachar	101.0	3057	0.0	-100	0.0	-100
Chirang	0.0	-100	0.0	-100	0.0	-100
Darrang	**	**	**	**	**	**
Dhemaji	1.0	-77.0	**	**	**	**
Dhubri	0.0	-100	0.0	-100	0.0	-100
Dibrugarh	0.6	-86	0.0	-100	0.0	-100
Goalpara	0.0	-100	0.0	-100	0.0	-100
Golaghat	0.0	-100	0.0	-100	0.0	-100
Hailakandi	87.5	6146	0.0	-100	0.0	-100
Jorhat	0.0	-100	0.0	-100	0.0	-100
Kamrup(Rural)	0.1	-97	0.0	-100	0.1	-91
Kamrup(Metro)	0.0	-100	0.0	-100	0.0	-100
Karbi Anglong	5.7	235	0.0	-100	0.0	-100
Karimganj	122.5	10000	0.0	-100	0.0	-100
Kokrajhar	0.0	-100	0.0	-100	0.0	-100

Lakhimpur	0.3	-92	0.0	-100	0.0	-100
Morigaon	0.5	-81	0.0	-100	0.0	-100
N.C.Hills	3.4	-53	0.0	-100	0.0	-100
Nagaon	6.7	140	0.0	-100	0.0	-100
Nalbari	0.0	-100	0.0	-100	0.0	-100
Sonitpur	0.0	-100	0.0	-100	0.0	-100
Sibsagar	0.0	-100	0.0	-100	0.0	-100
Tinsukia	0.0	-100	0.0	-100	0.0	-100
Udalgiri	0.0	-100	0.0	-100	0.0	-100
Meghalaya						
East Garo Hills	2.8	-51	0.0	-100	0.0	-100
East Khasi Hills	34.5	634	0.0	-100	0.0	-100
Jaintia Hills	**	**	**	**	**	**
Ribhoi	1.4	-53	0.0	-100	0.0	-100
South Garo Hills	**	**	**	**	**	**
West Garo Hills	0.0	-100	0.0	-100	0.0	-100
West Khasi Hills	**	**	**	**	**	**
NMMT						
Mizoram						
Aizwal	63.7	775	0.0	-100	0.0	-100
Champhai	**	**	**	**	**	**
Kolasib	**	**	**	**	**	**
Lawngtlai	**	**	**	**	**	**
Lunglei	23.5	634	0.0	-100	0.0	-100
Mamit	**	**	**	**	**	**
Saiha	**	**	**	**	**	**
Serchhip	95.3	751	0.0	-100	0.0	-100
Manipur						
Bishnupur	**	**	**	**	**	**
Chandel	**	**	**	**	**	**
Churachandpur	**	**	**	**	**	**
Imphal east	103.2	2616	0.0	-100	0.0	-100
Imphal west	102.1	1087	0.0	-100	0.0	-100
Senapati	**	**	**	**	**	**
Tamenglong	**	**	**	**	**	**
Thoubal	**	**	**	**	**	**
Ukhrul	**	**	**	**	**	**
Nagaland						
Dimapur	31.6	1480	0.0	-100	0.0	-100
Kephire			**	**	**	**
Kohima	31.9	2800	0.0	-100	0.0	-100

Longleng	**	**	**	**	**	**
Mokokchung	**	**	**	**	**	**
Mon	**	**	**	**	**	**
Paren	**	**	**	**	**	**
Phek	**	**	**	**	**	**
Tuensang	**	**	**	**	**	**
Wokha	**	**	**	**	**	**
Zunheboto	**	**	**	**	**	**
Tripura						
Dhalai	122.5	2088	0.0	-100	0.0	-100
NorthTripura	100.4	1859	0.0	-100	0.0	-100
SouthTripura	91.4	1844	0.0	-100	0.0	-100
West Tripura	82.2	1954	0.0	-100	0.0	-100
Himachal Pradesh						
Bilaspur	40.6	764	2.3	-41	0.0	-100
Chamba	71.9	708	3.9	-64	0.0	-100
Hamirpur	59.7	2033	0.0	-100	0.0	-100
Kangra	77.8	1096	2.4	-69	0.0	-100
Kinnaur	27.6	325	2.3	-63	0.0	-100
Kullu	44.2	497	1.6	-83	0.0	-100
Lahaul and Spiti	41.2	232	7.7	-41	0.7	-97
Mandi	47.0	771	2.2	-54	0.0	-100
Shimla	26.4	439	0.4	-90	0.0	-100
Sirmaur	19.0	259	4.2	-21	0.0	-100
Solan	24.3	312	0.0	-100	0.0	-100
Una	38.3	882	0.0	-100	0.0	-100
Punjab						
Amritsar	8.4	154	0.0	-100	0.0	-100
Barnala	7.5	168	0.0	-100	0.0	-100
Bhatinda	7.7	750	0.0	-100	0.0	-100
Faridkot	18.3	1730	0.0	-100	0.0	-100
Fatehgarh Saheb	6.8	352	0.0	-100	0.0	-100
Ferozpur	8.0	280	0.0	-100	0.0	-100
Gurdaspur	72.3	1375	0.0	-100	0.0	-100
Hoshiarpur	20.2	597	0.0	-100	0.0	-100
Jalandhar	11.8	258	0.0	-100	0.0	-100
Kapurthala	13.5	487	0.0	-100	0.0	-100
Ludhiana	17.8	493	0.0	-100	0.0	-100
Mansa	4.9	172	0.0	-100	0.0	-100
Moga	5.8	427	0.0	-100	0.0	-100
Muktesar	10.9	397	0.0	-100	0.0	-100

Nawashahar	28.3	415	0.0	-100	0.0	-100
Patiala	13.8	374	0.0	-100	0.0	-100
Ropar	36.0	500	0.0	-100	0.0	-100
Sangrur	11.1	456	0.0	-100	0.0	-100
Mohali	22.5	436	0.0	-100	0.0	-100
TarnTaran	20.5	925	0.0	-100	0.0	-100
Haryana,Chd,Delhi						
Haryana						
Ambala	8.4	62	0.0	-100	0.0	-100
Bhiwani	2.4	115	0.0	-100	0.0	-100
Chandigarh	14.8	363	0.0	-100	0.0	-100
Faridabad	5.0	72	0.0	-100	0.0	-100
Fatehabad	4.0	150	0.0	-100	0.0	-100
Gurgaon	1.3	-17	0.0	-100	0.0	-100
Hissar	3.5	400	0.0	-100	0.0	-100
Jhajar	1.1	-30	0.0	-100	0.0	-100
Jind	3.7	307	0.0	-100	0.0	-100
Katihah	3.5	192	0.0	-100	0.0	-100
Karnal	6.4	146	0.0	-100	0.0	-100
Kurukshetra	5.5	77	0.0	-100	0.0	-100
Mahendragarh	1.6	-8	0.0	-100	0.0	-100
Mewat	6.5	183	0.0	-100	0.0	-100
Palwal	4.5	350	0.0	-100	0.0	-100
Panchkkula	18.0	650	0.0	-100	0.0	-100
Panipat	3.3	39	0.0	-100	0.0	-100
Rewari	2.3	23	0.0	-100	0.0	-100
Rohtak	2.7	60	0.0	-100	0.0	-100
Sirsa	3.0	173	0.0	-100	0.0	-100
Sonepat	2.0	-5	0.0	-100	0.0	-100
Yamunanagar	10.1	58	0.0	-100	0.0	-100
Delhi						
Central Delhi	5.0	127	0.0	-100	0.0	-100
East Delhi	**	**	**	**	**	**
New Delhi	7.3	233	0.0	-100	0.0	-100
North Delhi	5.7	159	0.0	-100	0.0	-100
North East Delhi	0.0	-100	0.0	-100	0.0	-100
North West Delhi	3.0	36	0.0	-100	0.0	-100
South Delhi	6.8	209	0.0	-100	0.0	-100
South West Delhi	5.4	145	0.0	-100	0.0	-100
West Delhi	5.0	127	0.0	-100	0.0	-100
Jammu & Kashmir						

Anantnag	56.5	328	10.6	-19	10.5	-38
Badgam	35.0	379	6.7	-1	1.0	-91
Bandipore	35.0	230	5.0	-90	7.0	-74
Baramula	81.3	667	8.6	-83	7.5	-72
Doda	107.0	494	4.8	-79	0.4	-99
Ganderbal	49.8	272	18.0	107	16.4	-1
Jammu	58.5	589	0.0	-100	0.0	-100
Kargil	10.2	-17	9.6	153	1.4	-77
Kathua	93.5	1296	0.0	-100	0.0	-100
Kistwar	**	**	**	**	**	**
Kulgam	67.3	410	3.8	-71	3.8	-77
Kupwara	35.5	114	10.7	10	18.3	-21
Ladakh(Leh)	1.7	70	0.1	-96	0.0	-100
Poonch	**	**	**	**	**	**
Pulwama	59.0	594	5.1	-36	4.0	-49
Rajouri	56.4	564	0.0	-100	0.0	-100
Ramban	118.2	557	2.9	-87	1.5	-96
Reasi	130.2	1229	0.3	-98	0.0	-100
Samba	44.6	424	0.0	-100	0.0	-100
Shopian	42.6	401	0.0	-100	16.0	103
Srinagar	39.4	194	2.6	-70	3.4	-79
Udhampur	66.9	583	0.0	-100	0.0	-100
East Madhya Pradesh						
Anuppur	0.0	-100	0.0	-100	0	-100
Balaghat	0.0	-100	0.0	-100	0	-100
Chhatarpur	0.0	-100	0.0	-100	0	-100
Chindwara	0.0	-100	0.0	-100	0	-100
Damoh	0.0	-100	0.0	-100	0	-100
Dindori	0.0	-100	0.0	-100	0	-100
Jabalpur	0.0	-100	0.0	-100	0	-100
Katni	0.0	-100	0.0	-100	0	-100
Mandla	0.0	-100	0.0	-100	0	-100
Narsingpur	0.0	-100	0.0	-100	0	-100
Panna	0.0	-100	0.0	-100	0	-100
Rewa	0.0	-100	0.0	-100	0	-100
Sagar	0.0	-100	0.0	-100	0	-100
Satna	0.0	-100	0.0	-100	0	-100
Seoni	0.0	-100	0.0	-100	0	-100
Shahdol	0.0	-100	0.0	-100	0	-100
Sidhi	0.0	-100	0.0	-100	0	-100
Singrauli	0.0	-100	0.0	-100	0	-100

Tikamgarh	0.0	-100	0.0	-100	0	-100
Umariya	0.0	-100	0.0	-100	0	-100
West Madhya Pradesh						
Agar	0.2	-72	0.0	-100	0	-100
Alirajpur	0.0	-100	0.0	-100	0	-100
Asoknagar	0.0	-100	0.0	-100	0	-100
Barwani	1.8	-39	0.0	-100	0	-100
Betul	0.0	-100	0.0	-100	0	-100
Bhind	7.8	225	0.0	-100	0	-100
Bhopal	0.0	-100	0.0	-100	0	-100
Burhanpur	0.0	-100	0.0	-100	0	-100
Datia	1.0	-72	0.0	-100	0	-100
Dewas	0.0	-100	0.0	-100	0	-100
Dhar	0.0	-100	0.0	-100	0	-100
Guna	0.3	-95	0.0	-100	0	-100
Gwalior	5.5	30	0.0	-100	0	-100
Harda	0.0	-100	0.0	-100	0	-100
Hoshangabad	0.0	-100	0.0	-100	0	-100
Indore	0.0	-100	0.0	-100	0	-100
Jhabua	0.7	-39	0.0	-100	0	-100
Khandwa	0.0	-100	0.0	-100	0	-100
Khargone	0.0	-100	0.0	-100	0	-100
Mandsaur	0.0	-100	0.0	-100	0	-100
Morena	9.0	198	0.0	-100	0	-100
Neemuch	1.7	108	0.0	-100	0	-100
Raisen	0.0	-100	0.0	-100	0	-100
Rajgarh	0.4	-88	0.0	-100	0	-100
Ratlam	0.3	-90	0.0	-100	0	-100
Sehore	0.0	-100	0.0	-100	0	-100
Shajapur	0.3	-91	0.0	-100	0	-100
Sheopur Kalani	3.5	40	0.0	-100	0	-100
Shivpuri	0.3	-94	1.3	212	0	-100
Ujjain	2.2	-48	0.0	-100	0	-100
Vidisha	0.0	-100	0.0	-100	0	-100
Chhattisgarh						
Balod	0.0	-100	0.0	-100	0	-100
Baloda Bazar	0.0	-100	0.0	-100	0	-100
Balrampur	0.0	-100	0.0	-100	0	-100
Bastar	0.0	-100	0.0	-100	0	-100
Bemetara	0.0	-100	0.0	-100	0	-100
Bijapur	0.0	-100	0.0	-100	0	-100

Bilaspur	0.0	-100	0.0	-100	0	-100
Dantewara	0.0	-100	0.0	-100	0	-100
Dhamtari	0.0	-100	0.0	-100	0	-100
Durg	0.0	-100	0.0	-100	0	-100
Gariaband	0.0	-100	0.0	-100	0	-100
Janjgir	0.0	-100	0.0	-100	0	-100
Jashpurnagar	0.0	-100	0.0	-100	0	-100
Kabirdham	0.0	-100	0.0	-100	0	-100
Kanker	0.0	-100	0.0	-100	0	-100
Kondagaon	0.0	-100	0.0	-100	0	-100
Korba	0.0	-100	0.0	-100	0	-100
Koriya	0.0	-100	0.0	-100	0	-100
Mahasumund	0.0	-100	0.0	-100	0	-100
Mungeli	0.0	-100	0.0	-100	0	-100
Narayanpur	0.0	-100	0.0	-100	0	-100
Raigarh	0.0	-100	0.0	-100	0	-100
Raipur	0.0	-100	0.0	-100	0	-100
Rajnandgaon	0.0	-100	0.0	-100	0	-100
Sukma	0.0	-100	0.0	-100	0	-100
Surajpur	0.0	-100	0.0	-100	0	-100
Surguja	0.0	-100	0.0	-100	0	-100
East Uttar Pradesh						
Allahabad	0.0	-100	0.0	-100	0.0	-100
Ambedkar Nagar	0.0	-100	0.0	-100	0.0	-100
Azamgarh	0.0	-100	0.0	-100	0.0	-100
Bahraich	0.0	-100	0.0	-100	0.0	-100
Ballia	0.0	-100	0.0	-100	0.0	-100
Balrampur	0.0	-100	0.0	-100	0.0	-100
Banda	0.0	-100	0.0	-100	0.0	-100
Barabanki	0.0	-100	0.0	-100	0.0	-100
Basti	0.0	-100	0.0	-100	0.0	-100
Chandauli	0.0	-100	0.0	-100	0.0	-100
Deoria	0.0	-100	0.0	-100	0.0	-100
Faizabad	0.0	-100	0.0	-100	0.0	-100
Farrukhabad	0.0	-100	0.0	-100	0.0	-100
Fatehpur	0.0	-100	0.0	-100	0.0	-100
Gazipur	0.0	-100	0.0	-100	0.0	-100
Gonda	0.0	-100	0.0	-100	0.0	-100
Gorakhpur	0.0	-100	0.0	-100	0.0	-100
Hardoi	0.2	-90	0.0	-100	0.0	-100
Jaunpur	0.0	-100	0.0	-100	0.0	-100

Kannauj	0.0	-100	0.0	-100	0.0	-100
Kanpur City	0.3	-76	0.0	-100	0.0	-100
Kanpur Dehat	0.0	-100	0.0	-100	0.0	-100
Kaushambi	0.0	-100	0.0	-100	0.0	-100
Kheri	0.0	-100	0.0	-100	0.0	-100
Kushi nagar	0.0	-100	0.0	-100	0.0	-100
Lucknow	0.3	-79	0.0	-100	0.0	-100
Maharajganj	0.0	-100	0.0	-100	0.0	-100
Mau	0.0	-100	0.0	-100	0.0	-100
Mirzapur	0.0	-100	0.0	-100	0.0	-100
Pratapgarh	0.0	-100	0.0	-100	0.0	-100
RaiBareilly	0.0	-100	0.0	-100	0.0	-100
Sahuji Maharajnagar	0.0	-100	0.0	-100	0.0	-100
Sant Kabirnagar	0.0	-100	0.0	-100	0.0	-100
Sant Ravidas Nagar	0.0	-100	0.0	-100	0.0	-100
Shrawasti	0.0	-100	0.0	-100	0.0	-100
Sidharthnagar	0.0	-100	0.0	-100	0.0	-100
Sitapur	0.0	-100	0.0	-100	0.0	-100
Sonbhadra	0.0	-100	0.0	-100	0.0	-100
Sultanpur	0.0	-100	0.0	-100	0.0	-100
Unnao	0.4	-64	0.0	-100	0.0	-100
Varanasi	0.0	-100	0.0	-100	0.0	-100
West Uttar Pradesh						
Agra	0.5	-53	0.0	-100	0.0	-100
Aligarh	5.4	350	0.0	-100	0.0	-100
Auraiya	0.0	-100	0.0	-100	0.0	-100
Badaun	0.0	-100	0.0	-100	0.0	-100
Baghpat	10.4	1056	0.0	-100	0.0	-100
Bareilly	0.7	-28	0.0	-100	0.0	-100
Bijnor	4.2	98	0.0	-100	0.0	-100
Bulandsahar	1.3	-11	0.0	-100	0.0	-100
Etah	0.0	-100	0.0	-100	0.0	-100
Etawah	0.0	-100	0.0	-100	0.0	-100
Firozabad	0.7	30	0.0	-100	0.0	-100
GBNagar	1.0	-44	0.0	-100	0.0	-100
Ghaziabad	4.5	221	0.0	-100	0.0	-100
Hamirpur	0.0	-100	0.0	-63	0.0	-100
Jalaun	0.0	-100	0.0	-100	0.0	-100
Jhansi	0.5	-75	0.0	-100	0.0	-100
Jotiba Phule Nagar	1.1	-13	0.0	-100	0.0	-100
Kanshiramnagar	0.0	-100	0.0	-100	0.0	-100

Lalitpur	0.0	-100	0.0	-100	0.0	-100
Mahamaya Nagar	0.0	-100	0.0	-100	0.0	-100
Mahoba	0.0	-100	0.0	-100	0.0	-100
Mainpuri	0.0	-100	0.0	-100	0.0	-100
Mathura	0.0	-100	0.0	-100	0.0	-100
Meerut	7.1	446	0.0	-100	0.0	-100
Moradabad	1.2	-20	0.0	-100	0.0	-100
Muzzaffarnagar	5.2	300	0.0	-100	0.0	-100
Pilibhit	0.7	-63	0.0	-100	0.0	-100
Rampur	0.7	-59	0.0	-100	0.0	-100
Saharanpur	2.7	7	0.0	-100	0.0	-100
Shahjahanpur	0.0	-100	0.0	-100	0.0	-100
Uttarakhand						
Almora	6	27	0	-100	0	-100
Bageshwar	5.8	24	0	-100	0	-100
Chamoli	20.7	369	0	-100	0	-100
Champawat	3.5	-41	0	-100	0	-100
Dehradun	23.6	506	0	-100	0	-100
Garhwal Pauri	14.7	510	0	-100	0	-100
Garhwal Tehri	26.8	306	0	-100	0	-100
Haridwar	13.7	497	0	-100	0	-100
Nainital	3.5	-31	0	-100	0	-100
Pithorgarh	15.1	214	0	-100	0	-100
Rudraprayag	37	705	0	-100	0	-100
Udham Sing Nagar	1.8	-25	0	-100	0	-100
Uttarkashi	37.1	601	0	-100	0	-100
Bihar						
Araria	0	-100	0	-100	0	-100
Arwal	0	-100	0	-100	0	-100
Aurangabad	0	-100	0	-100	0	-100
Banka	0	-100	0	-100	0	-100
Begusarai	0	-100	0	-100	0	-100
Bhabua	0	-100	0	-100	0	-100
Bhagalpur	0	-100	0	-100	0	-100
Bhojpur	0	-100	0	-100	0	-100
Buxar	0	-100	0	-100	0	-100
Darbhanga	0	-100	0	-100	0	-100
East Champaran	0	-100	0	-100	0	-100
Gaya	0	-100	0	-100	0	-100
Gopalganj	0	-100	0	-100	0	-100
Jahanabad	0	-100	0	-100	0	-100

Jamui	0	-100	0	-100	0	-100
Kathihar	0.7	-17	0	-100	0	-100
Khagadia	0	-100	0	-100	0	-100
Kishanganj	0	-100	0	-100	0	-100
Lakhisarai	0	-100	0	-100	0	-100
Madhepura	0	-100	0	-100	0	-100
Madhubani	0	-100	0	-100	0	-100
Monghyar	0	-100	0	-100	0	-100
Muzaffarpur	0	-100	0	-100	0	-100
Nalanda	0	-100	0	-100	0	-100
Nawada	0	-100	0	-100	0	-100
Patna	0	-100	0	-100	0	-100
Purnea	0	-100	0	-100	0	-100
Rohtas	0	-100	0	-100	0	-100
Saharsha	0	-100	0	-100	0	-100
Samstipur	0	-100	0	-100	0	-100
Saran	0	-100	0	-100	0	-100
Sheikpura	0	-100	0	-100	0	-100
Sheohar	0	-100	0	-100	0	-100
Sitamarhi	0	-100	0	-100	0	-100
Siwan	0	-100	0	-100	0	-100
Supaul	0	-100	0	-100	0	-100
Vaishali	0	-100	0	-100	0	-100
West Champaran	0	-100	0	-100	0	-100
Jharkhand						
Bokaro	0	-100	0	-100	0	-100
Chatra	0	-100	0	-100	0	-100
Deoghar	0.4	33	0	-100	0	-100
Dhanbad	0	-100	0	-100	0	-100
Dumka	0	-100	0	-100	0	-100
East Singbhum	0.1	-88	0	-100	0	-100
Garhwa	0	-100	0	-100	0	-100
Giridih	0	-100	0	-100	0	-100
Godda	**	**	0	-100	0	-100
Gumla	0	-100	**	**	0	-100
Hazaribagh	0	-100	0	-100	0	-100
Jamtara	**	**	**	**	**	**
Khunti	0	-100	0	-100	0	-100
Koderrna	0	-100	0	-100	0	-100
Latehar	0	-100	0	-100	0	-100
Lohardagga	0	-100	0	-100	0	-100

Pakur	0.5	-72	0	-100	0	-100
Palamau	0	-100	0	-100	0	-100
Ramgarh	**	**	**	**	**	**
Ranchi	0	-100	0	-100	0	-100
Sahebganj	**	**	4.6	4500	0	-100
Saraikela	0	-100	0	-100	0	-100
Simdega	0	-100	0	-100	0	-100
West Singhbhum	0	-100	0	-100	0	-100
East Rajasthan						
Ajmer	1.1	1005	0	-100	0	-100
Alwar	2.8	176	0	-100	0	-100
Banswara	0	-100	0	-100	0	-100
Baran	3.3	117	0	-100	0	-100
Bharatpur	1.1	83	0	-100	0	-100
Bhilwara	0	-10	0	-100	0	-100
Bundi	4.8	222	0	-100	0	-100
Chittorgarh	0.3	-73	0	-100	0	-100
Dausa	3.8	138	0	-100	0	-100
Dholpur	0.8	-7	0	-100	0	-100
Dungarpur	6.3	1167	0	-100	0	-100
Jaipur	4.7	677	0	-100	0	-100
Jhalawar	2.3	21	0	-100	0	-100
Jhunjhunu	3.3	120	0	-100	0	-100
Karauli	0	-100	0	-100	0	-100
Kota	1.3	66	0	-100	0	-100
Pratapgarh	6	650	0	-100	0	-100
Rajsamand	0.7	-21	0	-100	0	-100
Sawai Madhopur	8.3	588	0	-100	0	-100
Sikar	1.1	88	0	-100	0	-100
Sirohi	0.8	54	0	-100	0	-100
Tonk	4	304	0	-100	0	-100
Udaipur	0.1	-77	0	-100	0	-100
West Rajasthan						
Barmer	1.3	200	0	-100	0	-100
Bikaner	1.1	56	0	-100	0	-100
Churu	2	1914	0	-100	0	-100
Hanumangarh	3.2	704	0	-100	0	-100
Jaisalmer	2.5	2443	0	-100	0	-100
Jalore	0.1	-75	0	-100	0	-100
Jodhpur	0.4	300	0	-100	0	-100
Nagaur	0.4	0	0	-100	0	-100

Pali	0.2	-33	0	-100	0	-100
Sri Ganganagar	3	234	0	-100	0	-100
Gujarat Region						
Ahmedabad	0	-100	0	-100	0	-100
Anand	0.8	678	0	-100	0	-100
Aravalli	0.7	11	0	-100	0	-100
Banaskantha	0.1	-76	0	-100	0	-100
Broach	0	-100	0	-100	0	-100
Chhota Udepur	1.7	178	0	-100	0	-100
DNH	0	-100	0	-100	**	**
Dahod	3.2	706	0	-100	0	-100
Daman	0	-100	0	-100	**	**
Dangs	0	-100	0	-100	0	-100
Gandhinagar	0	-100	0	-100	0	-100
Kheda	0.2	-50	0	-100	0	-100
Mahisagar	1.7	733	0	-100	0	-100
Mehsana	0.4	33	0	-100	0	-100
Narmada	0	-100	0	-100	0	-100
Navsari	0	-100	0	-100	0	-100
Panchmahal	1	900	0	-100	0	-100
Patan	0.3	0	0	-100	0	-100
Sabarkantha	2.8	1275	0	-100	0	-100
Surat	0	-90	0	-100	0	-100
Tapi	0	-100	0	-100	0	-100
Vadodara	1.1	250	0	-100	0	-100
Valsad	0	-100	0	-100	0	-100
S K & Diu region						
Amreli	0	-100	0	-100	0	-100
Bhavnagar	0	-100	0	-100	0	-100
Botad	0	-100	0	-100	0	-100
Devbhoomi Dwarka	0	-100	0	-100	0	-100
Diu	0	-100	0	-100	0	-100
Gir Somnath	0	-100	0	-100	0	-100
Jamnagar	0	-100	0	-100	0	-100
Junagarh	0	-100	0	-100	0	-100
Kutch	0	-100	0	-100	0	-100
Morbi	0	-100	0	-100	0	-100
Porbandar	0	-100	0	-100	0	-100
Rajkot	0	-100	0	-100	0	-100
Surendranagar	0	-100	0	-100	0	-100
Maharashtra						

Konkan & Goa						
Mumbai City	0	-100	0	-100	0	-100
Mumbai Suburban	0	-100	0	-100	0	-100
North Goa	0	-100	0	-100	0	-100
Raigad	0.2	-90	0	-100	0	-100
Ratnagiri	0	-100	0	-100	0	-100
Sindhudurg	2.6	-46	0	-100	0	-100
South Goa	0	-100	0	-100	0	-100
Thane	0	-100	0	-100	0	-100
Madhya Maharashtra						
Ahmednagar	0	-100	0	-100	0	-100
Dhule	0	-100	0	-100	0	-100
Jalgaon	0	-100	0	-100	0	-100
Kolhapur	0.3	-89	0	-100	0	-100
Nandurbar	0	-100	0	-100	0	-100
Nasik	0	-100	0	-100	0	-100
Pune	0	-100	0	-100	0	-100
Sangli	0	-100	0	-100	0	-100
Satara	0	-100	0	-100	0	-100
Solapur	1.3	-56	0	-100	0	-100
Marathwada						
Aurangabad	0	-100	0	-100	0	-100
Beed	12.7	407	0	-100	0	-100
Hingoli	0	-100	0	-100	0	-100
Jalna	0	-100	0	-100	0	-100
Latur	0	-100	0	-100	0	-100
Nanded	0	-100	0	-100	0	-100
Osmanabad	4.8	201	0	-100	0	-100
Parbhani	0	-100	0	-100	0	-100
Vidarbha						
Akola	0	-100	0	-100	0	-100
Amraoti	0	-100	0	-100	0	-100
Bhandara	0	-100	0	-100	0	-100
Buldhana	0	-100	0	-100	0	-100
Chandrapur	0	-100	0	-100	0	-100
Gadchiroli	0	-100	0	-100	0	-100
Gondia	0	-100	0	-100	0	-100
Nagpur	0	-100	0	-100	0	-100
Wardha	0	-100	0	-100	0	-100
Washim	0	-100	0	-100	0	-100
Yeotmal	0	-100	0	-100	0	-100


Odisha						
Angul	0	-100	0	-100	0	-100
Balasore	6.9	189	0	-100	0	-100
Bargarh	0	-100	0	-100	0	-100
Bhadrak	15.9	564	0	-100	0	-100
Bolangir	0	-100	0	-100	0	-100
Boudh	0	-100	0	-100	0	-100
Cuttack	20.3	821	0	-100	0	-100
Deogarh	0	-100	0	-100	0	-100
Dhenkanal	0	-100	0	-100	0	-100
Gajapati	0	-100	0	-100	0	-100
Ganjam	1	-73	0	-100	0	-100
Jagatsingpur	75	1496	0	-100	0	-100
Jajpur	14.7	568	0	-100	0	-100
Jharsuguda	0	-100	0	-100	0	-100
Kalahandi	0	-100	0	-100	0	-100
Kandhamal	0	-100	0	-100	0	-100
Kendrapara	42.5	1189	0	-100	0	-100
Keonjhar	0.1	-89	0	-100	0	-100
Khurda	14.9	1139	0	-100	0	-100
Koraput	0	-100	0	-100	0	-100
Malkangiri	0	-100	0	-100	0	-100
Mayurbhanj	0.8	-57	0	-100	0	-100
Nawapara	0	-100	0	-100	0	-100
Nawarangpur	0	-100	0	-100	0	-100
Nayagarh	1.6	1533	0	-100	0	-100
Puri	77.9	1156	0	-100	0	-100
Rayagada	0	-100	0	-100	0	-100
Sambalpur	0	-100	0	-100	0	-100
Sonepur	0	-100	0	-100	0	-100
Sundargarh	0	-100	0	-100	0	-100
West Bengal & Andaman Nicobar Islands						
A & N ISLAND						
Nicobar	19.5	-70	19.4	-68	0.5	-99
North & Middle Andaman	63.9	91	0	-100	0	-100
South Andaman	46.1	8	7.2	-58	7	-50
GWB						
Bankura	5.2	767	0	-100	0	-100
Birbhum	4.7	371	0	-100	0	-100
Burdwan	9.1	724	0	-100	0	-100


East Midnapore	22	214	0	-100	0	-100
Hooghly	19.9	1003	0	-100	0	-100
Howrah	14	224	0	-100	0	-100
Kolkata	16.7	248	0	-100	0	-100
Murshidabad	16.1	3110	0	-100	0	-100
Nadia	21.2	655	0	-100	0	-100
24 Pargana (N)	28.8	1273	0	-100	0	-100
Purulia	1.1	33	0	-100	0	-100
24 Pargana (S)	24.8	397	0	-100	0	-100
West Midnapore	9.2	476	0	-100	0	-100
SHWB & Sikkim						
Cooch Behar	0	-100	0	-100	0	-100
Darjeeling	0	-100	0	-100	0	-100
East Sikkim	0	-100	0	-100	0	-100
Jalpaiguri	0	-100	0	-100	0	-100
Malda	5.7	235	0	-100	0	-100
North Dinajpur	0	-100	0	-100	0	-100
North Sikkim	0	-100	0	-100	0	-100
South Dinajpur	0	-100	0	-100	0	-100
South Sikkim	0	-100	0	-100	0	-100
West Sikkim	0	-100	0	-100	0	-100
Karnataka						
Coastal Karnataka						
Dakshina Kannada	0	-100	0	-100	0	-100
Udupi	0.2	-98	0	-100	0	-100
Uttara Kannada	0.1	-97	0	-100	0	-100
N I Karnataka						
Bagalkote	0	-100	0	-100	0	-100
Belagavi	0.1	-97	0	-100	0	-100
Bidar	0	-100	0	-100	0	-100
Dharwad	0	-100	0	-100	0	-100
Gadag	0.4	-83	0	-100	0	-100
Haveri	0	-100	0	-100	0	-100
Kalaburgi	0	-100	0	-100	0	-100
Koppal	0	-100	0	-100	0	-100
Raichur	0	-100	0	-100	0	-100
Vijayapura	3.8	102	0	-100	0	-100
Yadgir	0	-100	0	-100	0	-100
S I Karnataka						
Ballari	0	-100	0	-100	0	-100
Bangalore Rural	0	-100	0	-100	0	-100


Bangalore Urban	0	-100	0	-100	0	-100
Chamarajanagar	0	-100	0	-100	0	-100
Chikaballapur	0	-100	0	-100	0	-100
Chikkamagaluru	0	-100	0.6	-81	0	-100
Chitradurga	0	-100	0	-100	0	-100
Davangere	0	-100	0	-100	0	-100
Hassan	0	-100	0.4	-83	0	-100
Kodagu	0.3	-95	0.4	-91	0	-100
Kolar	0	-100	0	-100	0	-100
Mandya	0.8	-87	0	-100	0	-100
Mysuru	3.2	-38	3.6	88	0	-100
Ramanagara	0	-100	0	-100	0	-100
Shivamogga	0.2	-95	0	-100	0	-100
Tumakuru	0	-100	0	-100	0	-100
Kerala						
Alappuzha	9.3	-43	13.1	36	0	-100
Kannur	1.7	-92	0	-100	0	-100
Ernakulam	14.8	-13	16.6	84	0	-100
Idukki	0.5	-95	10.4	16	0	-100
Kasaragod	0	-100	0	-100	0	-100
Kollam	29.7	73	8.9	-22	0	-100
Kottayam	23	63	39.3	403	0	-100
Kozhikode	0	-100	0	-100	0	-100
Malappuram	0	-100	1.7	-59	0	-100
Palakkad	0	-100	10.8	170	0	-100
Pathanamthitta	27.1	87	10.5	24	0.4	-90
Thiruvananthapuram	4.6	-75	14.1	11	0.1	-99
Thrissur	0	-100	1.5	-58	0	-100
Wayanad	1.7	-82	4.3	-7	0	-100
Tamil Nadu						
Ariyalur	0	-100	3.9	-85	3.5	-87
Chennai	0	-100	0	-100	0.5	-98
Coimbatore	1	-94	2.5	-71	0	-99
Cuddalore	0	-100	11.7	-60	5	-83
Dharmapuri	0	-100	0	-100	0	-100
Dindigul	0	-100	1.6	-91	3.3	-78
Erode	12.3	-241	1.8	-71	0	-100
Kanchipuram	0	-100	0	-100	0.7	-96
Kanyakumari	28.6	55	18.6	70	0	-100
Karaikal	1.3	-98	0	-100	37.1	-44
Karur	0	-100	0	-100	0.7	-94


Krishnagiri	0	-100	0	-100	0	-100
Madurai	4.3	-75	2	-82	2.6	-79
Nagapattinam	0	-100	6.7	-85	12.1	-78
Namakkal	0	-100	0	-100	0.3	-94
Nilgiris	0.7	-97	7.2	-48	1	-90
Perambalur	0	-100	0.9	-94	0.5	-97
Puducherry	0	-100	0.8	-98	3.2	-92
Pudukottai	0	-100	0.3	-98	3.3	-80
Ramanathapuram	0	-100	15.9	-27	6.8	-71
Salem	0	-100	0	-100	0.5	-93
Sivaganga	0	-100	2.3	-85	2.8	-84
Thanjavur	0	-100	2.1	-90	7.4	-72
Theni	1.8	-90	1.5	-88	1.2	-79
Tirunelveli	33.4	25	11.6	-49	5.4	-60
Tirupur	1.4	-90	0	-100	0	-100
Tiruvallur	0	-100	0	-100	0.8	-93
Tiruvannamalai	0	-100	0	-100	0.1	-99
Tiruvarur	0	-100	1.6	-95	14.8	-64
Toothukudi	20.2	-16	9.5	-46	0.6	-96
Trichy	0	-100	0.4	-97	1.4	-90
Vellore	0	-100	0	-100	0	-100
Villupuram	0	-100	0.7	-96	0.3	-98
Virudhunagar	51.1	165	2.7	-81	2.2	-76
Andhra Pradesh						
Coastal Andhra Pradesh						
East Godavari	0.0	-100	0.0	-100	0	-100
Guntur	0.0	-100	0.0	-100	0	-100
Krishna	0.1	-98	0.0	-100	0	-100
Nellore	0.0	-100	0.0	-100	0	-100
Prakasam	0.0	-100	0.0	-100	0	-100
Sirkakulam	0.5	-77	0.0	-100	0	-100
Visakhapatnam	0.0	-100	0.0	-100	0	-100
Vizianagram	0.0	-100	0.0	-87	0	-100
West Godavari	0.0	-100	0.0	-100	0	-100
Rayalaseema						
Anantapur	0.0	-100	0.0	-100	0	-100
Chittoor	0.1	-99	0.0	-100	0.1	-99
Cuddapah	0.0	-100	0.0	-100	0.0	-100
Kurnool	0.0	-100	0.0	-100	0.0	-100
Telangana						
Adilabad	0.0	-100	0.0	-100	0.0	-100


Hyderabad	0.0	-100	0.0	-100	0.0	-100
Karimnagar	0.0	-100	0.0	-100	0.0	-100
Khammam	0.0	-100	0.0	-100	0.0	-100
Mehabubnagar	0.0	-100	0.0	-100	0.0	-100
Medak	0.0	-100	0.0	-100	0.0	-100
Nalgonda	0.0	-100	0.0	-100	0.0	-100
Nizamabad	0.0	-100	0.0	-100	0.0	-100
Rangareddy	0.0	-100	0.0	-100	0.0	-100
Warangal	0.0	-100	0.0	-100	0.0	-100


 **L. Excess(+60% or more)**

 **Excess (+20% to +59%)**

 **Normal (+19% to -19%)**

 **Deficient (-20% to -59%)**

 **L. Deficient (-60% to -99%)**

 **No Rain**  **No Data**