

Week by Week Rainfall Distribution from 16.05.18 to 30.05.18

Sub-Divisions	16.05.18		23.05.18		30.05.18	
	Actual (mm)	% dep.	Actual (mm)	% dep.	Actual (mm)	% dep.
Arunachal Pradesh						
Anjaw	**	**	**	**	**	**
Changlang	25	-66	9.8	-89	68	-4
Dibang Valley	0	-100	0	-100	**	**
East Kameng	19.2	-67	11	-80	21.6	-36
East Siang	52.1	-6	32.3	-62	235	190
Kurung Kumey	39.3	-44	2.4	-97	87.8	44
Lohit	43.2	-31	8.6	-88	143.9	134
Lower Dibang Valley	83.7	63	8.6	-87	106.2	28
Lower Subansari	**	**	**	**	**	**
Papumpare	45.9	-60	89.6	94	191.1	39
Tawang	20	-74	55	-23	34	-66
Tirap	31.6	-53	21	-67	38.4	-60
Upper Siang	69.4	-25	40.4	-61	260.6	113
Upper Subansari	13.5	-42	22.3	-44	57.2	40
West Kameng	1.2	-98	14.3	-80	123.5	23
West Siang	44.8	5	10.2	-84	184.2	167
Assam & Meghalaya						
Assam						
Baksa	16.5	-80	27.7	-68	273.9	165
Barpeta	44.5	-45	34.4	-61	324.4	213
Bongaigaon	34.5	-60	15.4	-83	347	193
Cachar	51.8	-39	21.7	-75	63	-30
Chirang	72.4	-17	4.8	-95	432.2	265
Darrang	26.5	-62	0	-100	**	**
Dhemaji	11	-85	6	-92	0	-100
Dhubri	18	-79	21.7	-76	343.9	233
Dibrugarh	27.5	-58	8.2	-85	62.8	-16
Goalpara	38.1	-53	2.2	-97	206.7	94
Golaghat	33.7	-44	19.6	-55	55	4
Hailakandi	65.8	-26	11.7	-86	94.8	-11
Jorhat	8.2	-88	51.2	-15	51.3	-19
Kamrup(Rural)	14.4	-79	0.1	-99	109.9	53
Kamrup(Metro)	18.7	-73	26.4	-55	34.2	-53
Karbi Anglong	44.7	120	0.8	-98	32.1	0
Karimganj	52.5	-62	12.2	-92	173	33
Kokrajhar	22	-68	15.8	-83	242.3	64

Lakhimpur	41.8	-42	60	-24	105	23
Morigaon	14.6	-56	33.6	-24	28.6	-16
N.C.Hills	15.4	-78	0	-100	70.7	-1
Nagaon	33.6	-11	2.5	-93	22.8	-42
Nalbari	7.3	-91	10.3	-87	167.2	142
Sonitpur	15.5	-74	6.4	-89	155.7	132
Sibsagar	16.3	-76	17	-65	79.9	54
Tinsukia	38	-46	13.9	-77	62.4	10
Udalgiri	1	-99	24.6	-58	208.8	169
Meghalaya						
East Garo Hills	130.6	45	70	14	191.6	140
East Khasi Hills	77.6	-54	83.2	-45	347.8	87
Jaintia Hills	0	-100	0	-100	**	**
Ribhoi	48.1	-5	18.3	-66	23.7	-65
South Garo Hills	74	-8	0	-100	17	-77
West Garo Hills	22.2	-72	44.3	-49	70	-6
West Khasi Hills	72.5	3	66	-28	109.6	42
NMMT						
Mizoram						
Aizwal	114.9	73	7.1	-91	40.5	-57
Champhai	**	**	**	**	**	**
Kolasib	**	**	**	**	**	**
Lawngtlai	**	**	**	**	**	**
Lunglei	57.5	-5	21	-74	0	-100
Mamit	**	**	**	**	**	**
Saiha	**	**	**	**	**	**
Serchhip	66.5	5	120	59	70	-16
Manipur						
Bishnupur	**	**	**	**	**	**
Chandel	**	**	**	**	**	**
Churachandpur	55.8	18	13.6	-75	2.6	-95
Imphal East	41.9	-8	4	-91	6.7	-87
Imphal West	81.7	233	24.6	1	96.8	252
Senapati	33	-27	1	-98	**	**
Tamenglong	**	**	**	**	**	**
Thoubal	35	-22	3	-92	**	**
Ukhrul	**	**	**	**	**	**
Nagaland						
Dimapur	25	-50	34.8	39	21.7	0
Kephire	23	-63	0	-100	**	**
Kohima	44.6	34	87.6	129	33	-26

Longleng	**	**	**	**	**	**
Mokokchung	**	**	**	**	**	**
Mon	25.6	-50	39.4	19	119.8	312
Paren	**	**	**	**	**	**
Phek	16	-52	15	-61	0	-100
Tuensang	**	**	**	**	**	**
Wokha	1	-98	**	**	**	**
Zunheboto	**	**	**	**	**	**
Tripura						
Dhalai	152.4	53	106.3	16	86.8	-9
NorthTripura	197.2	112	120.1	38	64.9	-41
SouthTripura	102.9	39	187.8	140	30.7	-59
West Tripura	112.5	39	211.7	179	67.1	-22
Himachal Pradesh						
Bilaspur	1	-93	0	-100	0	-100
Chamba	3.4	-85	0.6	-96	0	-100
Hamirpur	2.9	-76	0.3	-97	0	-100
Kangra	3.6	-68	0.5	-95	0	-100
Kinnaur	3.9	-82	0	-100	0	-100
Kullu	5.4	-71	0.2	-99	0.5	-96
Lahaul and Spiti	16.4	-46	1.8	-90	3.4	-78
Mandi	6.3	-65	0.2	-99	0	-100
Shimla	3.3	-82	0.8	-94	0	-100
Sirmaur	11.2	29	0	-100	0	-100
Solan	12	-22	0	-100	0	-100
Una	3.8	-48	0	-100	0	-100
Punjab						
Amritsar	1.6	-75	0	-100	0	-100
Barnala	0	-100	0	-100	0	-100
Bhatinda	1.6	-41	0	-100	0	-100
Faridkot	0	-100	0	-100	0	-100
Fatehgarh Saheb	1.7	-59	0	-100	0	-100
Ferozpur	1.2	-81	0	-100	0	-100
Gurdaspur	1.8	-72	0	-100	0	-100
Hoshiarpur	3	-55	0	-100	0	-100
Jalandhar	3.4	-55	0	-100	0	-100
Kapurthala	0	-100	0	-100	0	-100
Ludhiana	2.4	-48	0	-100	0	-100
Mansa	0.1	-97	0	-100	0	-100
Moga	8.4	40	0	-100	0	-100
Muktesar	2.7	-17	0	-100	0	-100

Nawashahar	3	-56	0	-100	0	-100
Patiala	6.8	42	0	-100	0	-100
Ropar	1.3	-85	0	-100	0	-100
Sangrur	4.8	-22	0	-100	0	-100
Mohali	9.8	57	0	-100	0	-100
TarnTaran	3	-58	0	-100	0	-100
Haryana,Chd,Delhi						
Haryana						
Ambala	11.6	61	0	-100	0	-100
Bhiwani	4.6	-15	0	-100	0	-100
Chandigarh	5.2	-51	0	-100	0	-100
Faridabad	6.5	-2	0	-100	0	-100
Fatehabad	0.3	-94	0.8	-56	0	-100
Gurgaon	3.4	-13	0	-100	0	-100
Hissar	1	-85	0	-100	0	-100
Jhajar	11	280	0.6	-30	0	-100
Jind	1.7	-71	0	-100	0	-100
Katihah	7.3	134	0	-100	0	-100
Karnal	10.7	155	0	-100	0	-100
Kurukshetra	9.3	183	0	-100	0	-100
Mahendragarh	0.6	-91	0.4	-89	0	-100
Mewat	7.3	172	0	-100	0	-100
Palwal	16.5	511	0	-100	0	-100
Panchkkula	2.3	-66	0	-100	0	-100
Panipat	8.8	150	0	-100	0	-100
Rewari	0.3	-91	0.3	-83	0	-100
Rohtak	18.8	151	0	-100	0	-100
Sirsa	2	-62	0	-100	0	-100
Sonepat	11.4	53	0	-100	0.8	-72
Yamunanagar	7.4	64	0	-100	0	-100
Delhi						
Central Delhi	3	-58	0	-100	0	-100
East Delhi	**	**	**	**	**	**
New Delhi	3.4	-52	0	-100	0	-100
North Delhi	2.3	-68	0	-100	0	-100
North East Delhi	**	**	**	**	**	**
North West Delhi	32	351	0	-100	0	-100
South Delhi	4.5	-37	0	-100	0	-100
South West Delhi	4.6	-36	0	-100	0	-100
West Delhi	5	-30	0	-100	0	-100
Jammu & Kashmir						

Anantnag	34.5	5	14.1	-36	2.8	-85
Badgam	11.5	-50	2.1	-90	0	-100
Bandipore	49	42	27	10	3	-86
Baramula	40.3	17	40.7	65	4.3	-81
Doda	18.6	-30	5	-74	0	-100
Ganderbal	43.3	108	12.6	-21	0	-100
Jammu	4.2	-48	0	-100	0	-100
Kargil	2	-51	0.2	-95	0	-100
Kathua	1	-78	0	-100	0	-100
Kistwar	**	**	**	**	**	**
Kulgam	40.3	23	16.7	-24	2.5	-87
Kupwara	22.9	-20	18	-18	0	-100
Ladakh(Leh)	0.4	-77	0	-100	0	-100
Poonch	**	**	**	**	**	**
Pulwama	9.5	-66	1.5	-93	0	-100
Rajouri	5.6	-36	0	-100	0	-100
Ramban	21.9	-18	8.3	-57	1	-92
Reasi	13	-27	2	-77	0	-100
Samba	0.7	-91	0	-100	0	-100
Shopian	**	**	**	**	**	**
Srinagar	16	-23	4.7	-71	0.1	-99
Udhampur	0	-100	2.4	-72	0	-100
East Madhya Pradesh						
Anuppur	9.1	79	0	-100	4.8	12
Balaghat	0.1	-97	1.9	115	0	-100
Chhatarpur	0.1	-94	0	-100	0	-100
Chindwara	0	-100	0.4	-82	2.2	-31
Damoh	0	-100	0	-100	0	-100
Dindori	0	-100	0	-100	0	-100
Jabalpur	0.1	-80	0	-100	2.6	37
Katni	0	-100	0	-100	0	-100
Mandla	0	-100	2.2	22	0.6	-67
Narsingpur	0	-100	0	-100	0	-100
Panna	0	-100	0	-100	0	-100
Rewa	5.1	185	0	-100	1.4	27
Sagar	0	-100	0	-100	0	-100
Satna	1.6	-13	0	-100	0.3	-67
Seoni	0	-100	5.2	300	0	-100
Shahdol	1	-73	0	-100	0	-100
Sidhi	0.6	-82	0	-100	0	-100
Singrauli	0	-100	0	-100	1	43

Tikamgarh	0	-100	0	-100	0	-100
Umaria	7.1	145	0	-100	0	-100
West Madhya Pradesh						
Agar	0	-100	0	-100	0	-100
Alirajpur	0	-100	0	-100	0	-100
Asoknagar	0	-100	0	-100	0	-100
Barwani	0	-100	0	-100	0	-100
Betul	0	-100	0	-100	0	-100
Bhind	5.1	197	0	-100	12.2	1425
Bhopal	0	-100	0.5	-69	0	-100
Burhanpur	0	-100	0	-100	0	-100
Datia	0	-100	2.1	19	0	-100
Dewas	0	-100	0	-100	0	-100
Dhar	0	-100	0	-100	0	-100
Guna	0.1	-95	0	-100	0	-100
Gwalior	0	-100	2.3	61	2.1	5
Harda	0	-100	0	-100	0	-100
Hoshangabad	0	-100	0	-100	8.5	136
Indore	0.6	-25	0	-100	0	-100
Jhabua	0	-100	0	-100	0	-100
Khandwa	0	-100	0	-100	0	-100
Khargone	0	-100	0	-100	0	-100
Mandsaur	0	-100	0	-100	0	-100
Morena	0.4	-75	0	-100	2.5	47
Neemuch	0	-100	0	-100	0	-100
Raisen	0.1	-95	0	-100	0	-100
Rajgarh	0	-100	0	-100	0	-100
Ratlam	0	-100	0	-100	0	-100
Sehore	0	-100	0	-100	0	-100
Shajapur	5	456	0	-100	0	-100
Sheopur Kalani	0	-100	0	-100	0	-100
Shivpuri	0	-100	0	-100	0	-100
Ujjain	0	-100	0	-100	0	-100
Vidisha	0	-100	0	-100	0	-100
Chhattisgarh						
Balod	14.8	771	4.7	488	0	-100
Baloda Bazar	0	-100	0	-100	1.8	-39
Balrampur	0	-100	0	-100	10	194
Bastar	12.3	-33	9.5	-32	0.1	-99
Bemetara	10	47	0	-100	0	-100
Bijapur	3.8	-21	0	-100	34	1519

Bilaspur	13.6	189	0.3	-91	1.1	-73
Dantewara	3	25	0	-100	0	-100
Dhamtari	5.2	24	0	-100	33.1	846
Durg	25.4	1394	4.4	450	0	-100
Gariaband	0	-100	20.3	361	4.1	-23
Janjgir	7.2	117	0	-100	0.7	-63
Jashpurnagar	0	-100	0	-100	0	-100
Kabirdham	14.2	75	1.2	-14	0	-100
Kanker	4.3	-39	2.6	-38	0.4	-92
Kondagaon	6.8	-35	1.2	-67	0	-100
Korba	1.3	-57	0.7	-75	1.3	-17
Koriya	0	-100	0	-100	0	-100
Mahasumund	7.1	120	0	-100	15.2	506
Mungeli	0	-100	0	-100	2.1	-48
Narayanpur	0	-100	0	-100	0	-100
Raigarh	14.4	221	0.7	-76	5.1	18
Raipur	12.8	184	3.7	19	19.8	361
Rajnandgaon	0.8	-84	5.2	115	3.5	-6
Sukma	0	-100	0	-100	0	-100
Surajpur	13	364	3	400	0	-100
Surguja	19.4	322	26	505	0	-100
East Uttar Pradesh						
Allahabad	0.2	-86	0	-100	0.9	-56
Ambedkar Nagar	0	100	0	-100	0	-100
Azamgarh	23.9	697	0	-100	15.7	162
Bahraich	16.3	47	0	-100	22.1	133
Ballia	13.5	126	0	-100	0	-100
Balrampur	3.4	-58	0	-100	0	-100
Banda	8.3	131	0	-100	2.3	-25
Barabanki	11.4	107	0	-100	0	-100
Basti	11.3	74	0	-100	13.6	119
Chandauli	0	-100	0	-100	0	-100
Deoria	16.5	150	0	-100	0.5	-93
Faizabad	8	95	0	-100	0	-100
Farrukhabad	0	-100	0	-100	0	-100
Fatehpur	39.2	1533	0	-100	0	-100
Gazipur	24.1	590	0	-100	0	-100
Gonda	8.3	32	0	-100	10.5	50
Gorakhpur	23	137	0	-100	0	-100
Hardoi	3	-54	0	-100	0	-100
Jaunpur	5.2	160	0	-100	0	-100

Kannauj	2	-72	0	-100	0	-100
Kanpur City	1.4	-55	0	-100	2	16
Kanpur Dehat	3	67	0	-100	0.8	-43
Kaushambi	0.9	-7	0	-100	4.5	86
Kheri	1.8	-81	0	-100	4.4	-35
Kushi nagar	6.4	-40	0	-100	0	-100
Lucknow	0.4	-86	2.9	-8	0	-100
Maharajganj	20.8	159	5.5	-19	20.9	70
Mau	2.5	-64	0	-100	0	-100
Mirzapur	0	-100	0	-100	0	-100
Pratapgarh	8	371	0	-100	0	-100
RaiBareilly	7.7	141	0	-100	1.8	-19
Sahuji Maharajnagar	0	-100	0	-100	0	-100
Sant Kabirnagar	10	47	0	-100	0	-100
Sant Ravidas Nagar	0	-100	0	-100	0	-100
Shrawasti	8	-28	0	-100	15	58
Sidharthnagar	6	11	0	-100	0	-100
Sitapur	2.2	-63	0	-100	0.5	-90
Sonbhadra	8.7	149	0	-100	1.4	-44
Sultanpur	16.3	378	0	-100	0	-100
Unnao	0.8	-74	0	-100	6.3	102
Varanasi	6	76	0	-100	0	-100
West Uttar Pradesh						
Agra	0.8	-70	1.6	33	0	-100
Aligarh	10.9	37	0	-100	0	-100
Auraiya	2	-44	0	-100	0	-100
Badaun	5.7	38	0	-100	0	-100
Baghpat	13.4	185	0	-100	0	-100
Bareilly	28.6	369	0	-100	0	-100
Bijnor	9.3	71	0	-100	0	-100
Bulandsahar	5.3	30	0	-100	0	-100
Etah	6	108	0	-100	0	-100
Etawah	3.5	-22	0	-100	0	-100
Firozabad	17.3	565	1.5	-44	0	-100
GBNagar	0	-100	0	-100	0	-100
Ghaziabad	4.2	11	0	-100	0	-100
Hamirpur	2.3	159	0	-100	2	-26
Jalaun	2	-13	2.5	33	7.4	236
Jhansi	0	-100	0	-100	0	-100
Jotiba Phule Nagar	0	-100	0	-100	0	-100
Kanshiramnagar	5.4	116	0	-100	0	-100

Lalitpur	0	-100	0	-100	0	-100
Mahamaya Nagar	8	176	0	-100	0	-100
Mahoba	0	-100	0	-100	0	-100
Mainpuri	0.5	-83	0	-100	0	-100
Mathura	4	90	0	-100	0	-100
Meerut	5.9	27	0	-100	0	-100
Moradabad	8.6	62	0	-100	0	-100
Muzzaffarnagar	16.8	211	0	-100	0	-100
Pilibhit	5.3	-37	0	-100	1	-86
Rampur	2.5	-57	0	-100	0	-100
Saharanpur	10	69	0	-100	0	-100
Shahjahanpur	6.4	-18	0	-100	0	-100
Uttarakhand						
Almora	8.7	-40	0.3	-97	12.5	6
Bageshwar	1.7	-89	3.3	-62	16	36
Chamoli	5	-81	13.7	-7	2.2	-80
Champawat	14.5	-18	4	-63	9	-33
Dehradun	2.2	-86	0	-99	5.5	-53
Garhwal Pauri	3.1	-75	0.3	-95	0.1	-99
Garhwal Tehri	4	-74	4.5	-66	4.5	-68
Haridwar	3.6	-44	0	-100	0	-100
Nainital	8.2	-52	1.4	-85	5.9	-61
Pithorgarh	14.3	-48	13.8	-32	12.5	-51
Rudraprayag	13.4	-47	14.5	-24	10.6	-48
Udham Sing Nagar	3.5	-62	0	-100	3.3	-74
Uttarkashi	8.5	-73	3.5	-86	0	-100
Bihar						
Araria	22	-18	0	-100	181	421
Arwal	0.9	-59	0	-100	0	-100
Aurangabad	0	-100	0	-100	3.8	-26
Banka	3.9	-63	0	-100	8.4	-45
Begusarai	10	-25	0	-100	0	-100
Bhabua	0	-100	0	-100	0	-100
Bhagalpur	6.1	-58	0	-100	27.1	47
Bhojpur	4.9	-34	0	-100	0	-100
Buxar	11	67	0	-100	0	-100
Darbhanga	18.8	36	14.4	80	0.6	-97
East Champaran	11	12	0	-100	0	-100
Gaya	0.5	-91	0	-100	7.7	54
Gopalganj	36.7	395	3.7	-48	3.1	-75
Jahanabad	2	-67	0	-100	1	-86

Jamui	13.6	51	0	-100	19.8	69
Kathihar	8.6	-60	0	-100	6	-79
Khagadia	11.9	-1	0	-100	0	-100
Kishanganj	18.5	-25	0	-100	71.9	40
Lakhisarai	5.3	-57	0	-100	8	-26
Madhepura	24.3	-7	0	-100	5.2	-77
Madhubani	25.7	10	0	-100	18.4	-20
Monghyar	3.2	-74	0	-100	0	-100
Muzaffarpur	21.7	45	0	-100	0	-100
Nalanda	3.1	-56	0	-100	4.2	-51
Nawada	7.6	7	0	-100	1.9	-80
Patna	5.5	-23	3	-100	7	-3
Purnea	30.2	21	0	-100	38.5	3
Rohtas	0	-100	0	-100	1.5	-55
Saharsha	15	-34	0	-100	2.8	-90
Samstipur	24.3	262	0	-100	6.8	-57
Saran	19.9	111	0	-100	0	-100
Sheikpura	4.5	-24	0	-100	7	-38
Sheohar	24.6	38	0	-100	0	-100
Sitamarhi	16.3	-8	0	-100	0.7	-97
Siwan	41.5	654	0	-100	0	-100
Supaul	26.3	-3	0	-100	30.1	55
Vaishali	13.6	99	0	-100	0	-100
West Champaran	33.1	163	0	-100	16	-7
Jharkhand						
Bokaro	0	-100	11.8	59	11.6	38
Chatra	0	-100	0	-100	3.4	-51
Deoghar	3.9	-61	10.3	23	36.7	143
Dhanbad	**	**	30.8	280	7.8	-37
Dumka	**	**	**	**		
East Singbhum	6.9	-57	20.9	56	28	53
Garhwa	2.8	-22	0	-100	0	-100
Giridih	0	-100	3.9	-55	6.2	-22
Godda	**	**	13.5	25	18	2
Gumla	**	**	**	**		
Hazaribagh	6.1	-27	1.1	-88	3.6	-57
Jamtara	6	-62	0	-100	24.5	10
Khunti	4.9	-66	12	2	43	241
Koderrna	11.1	88	3.5	2	3.4	-71
Latehar	4.2	-25	0	-100	9.1	40
Lohardagga	0	-100	0	-100	0	-100

Pakur	32	44	21.5	38	26.3	-5
Palamau	6.7	42	0	-100	1.3	-71
Ramgarh	**	**	24.7	101	32.3	226
Ranchi	2.5	-81	20.3	73	20.4	62
Sahebganj	61.8	323	0	-100	3.8	-88
Saraikela	0	-100	31.2	215	5.2	-58
Simdega	10.3	-13	17.5	206	9.9	38
West Singhbhum	**	**	29.3	153	36.3	159
East Rajasthan						
Ajmer	1.6	32	0	-100	0	-100
Alwar	0	-100	1.8	-56	0	-100
Banswara	0	-100	0	-100	0	-100
Baran	0	-100	0	-100	0	-100
Bharatpur	0	-100	0	-100	0	-100
Bhilwara	0.4	-73	0	-100	0	-100
Bundi	0	-100	0	-100	0	-100
Chittorgarh	0	-100	0	-100	0	-100
Dausa	2.4	-27	0	-100	0	-100
Dholpur	0	-100	0	-100	0	-100
Dungarpur	0	-100	0	-100	0	-100
Jaipur	0.3	-93	0	-100	0	-100
Jhalawar	0	-100	0	-100	0	-100
Jhunjhunu	1.7	-73	1.1	-82	0	-100
Karauli	0	-100	0	-100	0	-100
Kota	0	-100	0.8	-32	0	-100
Pratapgarh	0	-100	0	-100	0	-100
Rajsamand	0	-100	0	-100	0	-100
Sawai Madhopur	0	-100	0	-100	0	-100
Sikar	0.6	-88	0.3	-96	0	-100
Sirohi	0	-100	0	-100	0	-100
Tonk	0.2	-93	0	-100	0	-100
Udaipur	0	-100	0	-100	0	-100
West Rajasthan						
Barmer	0	-100	0	-100	0	-100
Bikaner	0	-100	0	-100	0	-100
Churu	0	-100	1.5	-66	0	-100
Hanumangarh	0	-100	0	-100	0	-100
Jaisalmer	0	-100	0	-100	0	-100
Jalore	0	-100	0	-100	0	-100
Jodhpur	0.2	-89	0	-100	0	-100
Nagaur	0	-100	0	-100	0	-100

Pali	0	-100	0	-100	0	-100
Sri Ganganagar	0	-100	0.1	-96	0	-100
Gujarat Region						
Ahmedabad	0	-100	0	-100	0	-100
Anand	0	-100	0	-100	0	-100
Aravalli	0	-100	0	-100	0	-100
Banaskantha	0	-100	0	-100	0	-100
Broach	0	-100	0	-100	0	-100
Chhota Udepur	0	-100	0	-100	0	-100
DNH	0	-100	0	-100	0	-100
Dahod	0	-100	0	-100	0	-100
Daman	0	-100	0	-100	0	-100
Dangs	0	-100	0	-100	0	-100
Gandhinagar	0	-100	0	-100	0	-100
Kheda	0	-100	0	-100	0	-100
Mahisagar	0	-100	0	-100	0	-100
Mehsana	0	-100	0	-100	0	-100
Narmada	0	-100	0	-100	0	-100
Navsari	0	-100	0	-100	0	-100
Panchmahal	0	-100	0	-100	0	-100
Patan	0	-100	0	-100	0	-100
Sabarkantha	0	-100	0	-100	0	-100
Surat	0	-100	0	-100	0	-100
Tapi	0	-100	0	-100	0	-100
Vadodara	0	-100	0	-100	0	-100
Valsad	0	-100	0	-100	0	-100
S K & Diu region						
Amreli	0	-100	0	-100	0	-100
Bhavnagar	0	-100	0	-100	0	-100
Botad	0	-100	0	-100	0	-100
Devbhoomi Dwarka	0	-100	0	-100	0	-100
Diu	0	-100	0	-100	0	-100
Gir Somnath	0	-100	0	-100	0	-100
Jamnagar	0	-100	0	-100	0	-100
Junagarh	0	-100	0	-100	0	-100
Kutch	0	-100	0	-100	0	-100
Morbi	0	-100	0	-100	0	-100
Porbandar	0	-100	0	-100	0	-100
Rajkot	0	-100	0	-100	0	-100
Surendranagar	0	-100	0	-100	0	-100
Maharashtra						

Konkan & Goa						
Mumbai City	0	-100	0	-100	0	-100
Mumbai Suburban	0	-100	0	-100	0	-100
North Goa	64.9	981	7.2	-74	17.9	-56
Raigad	0	-100	11.8	161	0.2	-98
Ratnagiri	0	-100	6.8	-6	3.8	-77
Sindhudurg	15.9	353	2.3	-84	8.4	-73
South Goa	68.1	1138	6.2	-73	41	16
Thane	0	-100	0	-100	0	-100
Madhya Maharashtra						
Ahmednagar	0	-100	0	-100	2.2	-76
Dhule	0	-100	0	-100	0.5	-91
Jalgaon	0	-100	0	-100	0	-100
Kolhapur	15.7	73	14.6	-10	8.6	-61
Nandurbar	0	-100	0	-100	0	-100
Nasik	0	-100	0	-100	0	-99
Pune	0	-100	4.3	-39	2.6	-75
Sangli	16.3	118	6.7	-48	6	-69
Satara	0.6	-90	8.1	7	5.4	-65
Solapur	2.2	-54	11.9	95	5.8	-57
Marathwada						
Aurangabad	0	-100	0	-100	0	-100
Beed	0	-100	0	-100	0.6	-93
Hingoli	0	-100	0	-100	0	-100
Jalna	0	-100	0	-100	0	-100
Latur	0	-100	0.7	-89	0.6	-93
Nanded	0	-100	6	76	10.6	85
Osmanabad	0	-100	0.7	-91	6.6	-31
Parbhani	0	-100	4.4	57	2.4	-60
Vidarbha						
Akola	0	-100	0	-100	0	-100
Amraoti	0	-100	0	-100	0	-100
Bhandara	0	-100	0	-100	0	-100
Buldhana	0	-100	0	-100	0	-100
Chandrapur	0	-100	0.3	-85	13.6	404
Gadchiroli	0	-100	0.6	-77	0	-100
Gondia	0.4	-85	0.4	-80	0	-100
Nagpur	0	-100	0	-100	35.9	797
Wardha	0	-100	0	-100	1.6	-62
Washim	0	-100	0	-100	0	-100
Yeotmal	0	-100	0	-100	0.3	-92


Odisha						
Angul	31.8	81	27.5	165	3.6	-74
Balasore	14.8	-55	85.6	249	1.3	-96
Bargarh	10.3	129	12.3	234	2.8	-44
Bhadrak	33.7	-5	72.7	230	2	-90
Bolangir	5.3	-60	5.8	0	0.7	-93
Boudh	6	-75	33	121	0	-100
Cuttack	26.9	22	45.4	345	9.6	-58
Deogarh	28.3	201	43.7	629	4.3	-51
Dhenkanal	34	85	60.6	393	9	-49
Gajapati	45.1	-18	20.4	-7	10.8	-42
Ganjam	29.7	-22	2	-86	0	-100
Jagatsingpur	14.8	-65	16.6	3	24.6	-22
Jajpur	32.1	1	79.8	390	5.2	-79
Jharsuguda	7	-26	26.2	316	36.2	289
Kalahandi	6.3	-59	16.5	200	0	-100
Kandhamal	18.5	-21	37.6	152	12	7
Kendrapara	16.3	-21	25.7	30	9.4	-66
Keonjhar	16.9	-40	27.7	48	23.6	-10
Khurda	31.8	25	21.1	55	24.9	55
Koraput	8	-71	17.6	1	10	-38
Malkangiri	27	27	0	-100	5	-57
Mayurbhanj	23.2	-28	59	119	10.1	-61
Nawapara	0	-100	0	-100	0	-100
Nawarangpur	0.8	-96	7	-76	0	-100
Nayagarh	38.6	254	17.8	45	2.6	-78
Puri	34.2	19	6.8	-12	22.3	50
Rayagada	14.4	-64	33.3	197	0.5	-98
Sambalpur	30	219	27.7	362	14.9	70
Sonepur	9.9	17	46.3	635	8.5	-4
Sundargarh	12.7	50	30.4	253	20.9	53
West Bengal & Andaman Nicobar Islands						
A & N ISLAND						
Nicobar	10.9	-87	99.5	19	125.6	23
North & Middle Andaman	21.5	-58	1	-99	137.9	17
South Andaman	44.9	-34	22.7	-78	355.4	209
GWB						
Bankura	25.6	97	58.9	333	0.1	-99
Birbhum	8.1	-59	9.6	-42	21.2	0
Burdwan	33	82	5.1	-74	0.1	-99


East Midnapore	19.4	-4	53.4	159	0.2	-99
Hooghly	2.5	-88	31	-6	0	-100
Howrah	18.1	-39	1.2	-96	0	-100
Kolkata	24.8	11	30	19	0	-100
Murshidabad	0	-100	1	-95	10	-63
Nadia	10.3	-50	19.2	-25	0.4	-98
24 Pargana (N)	66.3	295	55.9	100	0.1	-99
Purulia	17	3	29.8	144	9.9	-28
24 Pargana (S)	41.4	14	40.8	43	1.1	-96
West Midnapore	42.2	70	45.6	133	13	-64
SHWB & Sikkim						
Cooch Behar	14.8	-78	6.8	-91	140.4	22
Darjeeling	59.1	12	61.9	1	38.8	-48
East Sikkim	65.4	-5	16.3	-73	125.9	73
Jalpaiguri	49.6	-25	124.5	78	232.5	101
Malda	68.7	191	0.2	-99	54.4	87
North Dinajpur	24	-12	0	-100	3	-93
North Sikkim	35.6	-48	51.4	-42	206.2	118
South Dinajpur	74	101	0.3	-99	21	-58
South Sikkim	55.9	-19	32.5	-46	60.2	-17
West Sikkim	23.1	-66	23.9	-76	66.7	-30
Karnataka						
Coastal Karnataka						
Dakshina Kannada	71.9	158	55.3	19	320.7	367
Udupi	56.1	108	100.2	80	165.5	116
Uttara Kannada	52.9	319	33.8	-4	58.7	32
N I Karnataka						
Bagalkote	27.4	192	18.4	42	23.4	-1
Belagavi	40.9	215	16.1	-11	28.1	21
Bidar	8.7	8	4.4	-15	12	17
Dharwad	76.2	382	46.6	136	59.4	154
Gadag	63	331	60.1	273	69.8	184
Haveri	76.7	362	47.3	166	51.2	136
Kalaburgi	19.8	158	13.2	74	21.3	63
Koppal	16.5	38	35.8	152	47.4	207
Raichur	14.1	34	9.3	-21	1.7	-87
Vijayapura	18.7	136	26.4	124	32.9	73
Yadgir	1.2	-88	13.1	68	18.2	31
S I Karnataka						
Ballari	10.5	-9	17.4	22	32.4	71
Bangalore Rural	42.6	105	25.6	10	54.7	167


Bangalore Urban	58	119	46.5	82	49.5	96
Chamarajanagar	5.9	-83	16.7	-49	92.5	241
Chikaballapur	34.6	104	28.9	61	6.5	-60
Chikkamagaluru	55.7	156	55.9	81	98.1	273
Chitradurga	39.8	153	31.6	103	7.7	-59
Davangere	37	110	39.1	127	26.3	34
Hassan	77.4	194	34.9	44	87.6	286
Kodagu	72.6	113	18.7	-52	163.9	315
Kolar	21.3	12	8.9	-57	34.1	105
Mandya	52	99	64.7	138	64.1	160
Mysuru	56.3	70	34.4	9	80.3	205
Ramanagara	55.7	101	42.7	54	67.2	115
Shivamogga	52.3	211	38.2	93	34.7	66
Tumakuru	30.3	38	35.2	65	21	-1
Kerala						
Alappuzha	66.8	17	52.7	-34	135.2	56
Kannur	60.6	28	13.6	-78	208.3	149
Ernakulam	95.5	66	25.7	-71	154.4	64
Idukki	79.8	74	51.7	-23	148.5	128
Kasaragod	40.8	17	36.4	-46	190.2	131
Kollam	12.7	-76	81	38	129.1	94
Kottayam	141.4	169	32.1	-54	177.8	102
Kozhikode	70.7	27	60.9	-7	282.1	217
Malappuram	60.6	15	44.9	-20	183.4	213
Palakkad	89.6	178	31.6	-29	115.8	187
Pathanamthitta	52	-9	59.2	-14	154.3	89
Thiruvananthapuram	55.3	41	88	47	78.2	25
Thrissur	100.1	72	14.6	-83	169	95
Wayanad	53.2	43	42.6	-10	121	130
Tamil Nadu						
Ariyalur	0.5	-97	25.5	67	20.5	22
Chennai	0	-100	0	-100	0	-100
Coimbatore	60	208	25.3	28	70.1	474
Cuddalore	4.3	-58	0.3	-98	0	-100
Dharmapuri	13.6	-44	33	35	34.3	37
Dindigul	41.9	100	10.5	-45	58.5	259
Erode	25.9	6	53.7	197	53	261
Kanchipuram	0	-100	0	-100	0	-100
Kanyakumari	24.9	-9	107.8	203	29	-17
Karaikal	0	-100	24.5	717	1.5	-75
Karur	32	96	16.7	14	50.2	374


Krishnagiri	12.5	-49	21.8	-13	39.6	70
Madurai	15.5	-23	12	-13	42.4	256
Nagapattinam	0	-100	1	-91	4.6	-43
Namakkal	27.3	13	25.6	18	69.2	243
Nilgiris	35	26	15.9	-54	82.5	235
Perambalur	11.5	-18	33.3	70	6.3	-54
Puducherry	0	-10	0	-100	0	-100
Pudukottai	15.8	22	8.9	-14	30.4	190
Ramanathapuram	9.7	-31	6.8	-5	32.7	474
Salem	11.3	-55	22.1	-8	42.7	81
Sivaganga	35.3	114	49.2	324	76.7	631
Thanjavur	9.5	-27	5.5	-48	22.1	74
Theni	49.3	257	19.9	49	55.8	513
Tirunelveli	20.9	62	1.7	-79	19.5	249
Tirupur	51.9	158	22.3	22	23.6	78
Tiruvallur	0	-100	0.1	-99	0.1	-99
Tiruvannamalai	0	-100	0.4	-98	11.6	-23
Tiruvarur	1.8	-85	1.7	-81	23.5	126
Toothukudi	10.8	20	6.9	44	9.9	161
Trichy	41.7	205	21	45	38.6	206
Vellore	6.8	-54	11	-47	3.8	-79
Villupuram	0	-100	0	-100	0	-100
Virudhunagar	46.4	175	25.1	91	34.4	218
Andhra Pradesh						
Coastal Andhra Pradesh						
East Godavari	18.6	-24	0	-100	3.3	-74
Guntur	4.7	-76	0	-100	0.7	-85
Krishna	2	-85	0	-100	3.8	-55
Nellore	0.7	-94	4.3	-75	0	-100
Prakasam	8.8	-27	2.4	-85	0	-100
Sirkakulam	34.3	55	5.4	-59	0	-100
Visakhapatnam	47.2	55	4.9	-77	6.3	-62
Vizianagram	25.5	-3	19.2	-12	0.6	-96
West Godavari	5	-76	0	-99	3.9	-61
Rayalaseema						
Anantapur	15.3	23	18	45	9.4	-46
Chittoor	7.8	-48	10.7	-48	5.8	-60
Cuddapah	6	-41	8	-45	0	-100
Kurnool	8.9	-35	2.4	-79	11.8	-23
Telangana						
Adilabad	14.2	149	12.2	249	9.2	96


Hyderabad	4.5	-58	26.5	400	0.1	-99
Karimnagar	15.7	91	11	196	3.7	-37
Khammam	13.3	-17	0.1	-99	1.3	-88
Mehabubnagar	15.4	33	8.5	-1	3.7	-58
Medak	9	2	0	-100	0.4	-95
Nalgonda	21.8	312	0	-100	1.6	-83
Nizamabad	2.4	-73	7.5	115	11.1	79
Rangareddy	8.3	-23	3.7	-40	4	-59
Warangal	20.4	111	1	-82	0	-99

 **L. Excess(+60% or more)**

 **Excess (+20% to +59%)**

 **Normal (+19% to -19%)**

 **Deficient (-20% to -59%)**

 **L. Deficient (-60% to -99%)**

 **No Rain**

 **No Data**